

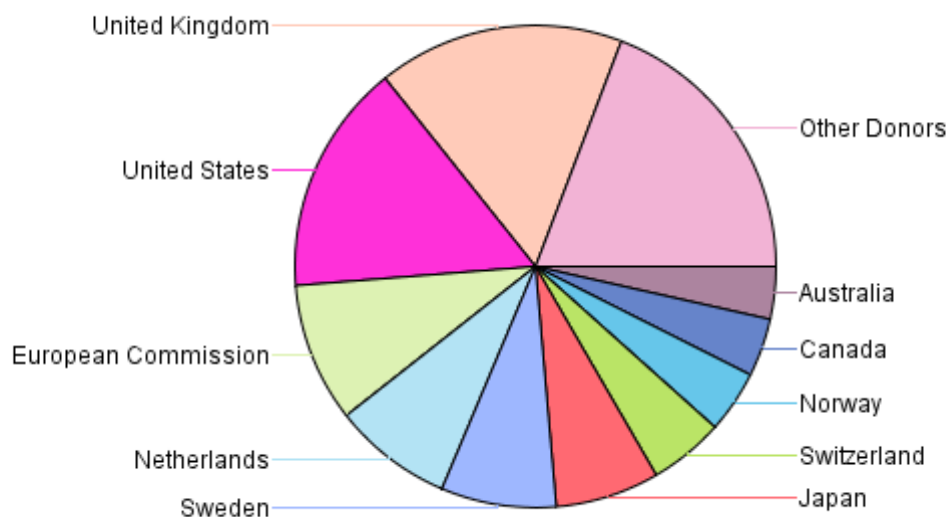
Voluntary Contributions in 2015

Main donors (CHF millions)

Selected Parameters	
Year	2015

Refreshed on 02-Jan-2018 at 10:09

Rank	Donor	Humanitarian Response	Thematic	Regular Resources	Total	%
1	United Kingdom	35.7	16.6	1.1	53.4	17%
2	United States	33.5	16.4	0.1	50.0	15%
3	European Commission	12.6	17.5	-	30.1	9%
4	Netherlands	24.8	1.1	-	25.9	8%
5	Sweden	13.9	11.3	-0.3	24.9	8%
6	Japan	16.8	5.8	-	22.5	7%
7	Switzerland	5.0	8.9	2.3	16.2	5%
8	Norway	5.0	8.5	-	13.5	4%
9	Canada	9.0	3.6	-	12.6	4%
10	Australia	9.8	1.6	-	11.3	4%
11	Finland	4.0	5.0	0.1	9.0	3%
12	United Nations	4.8	2.0	-	6.8	2%
13	Denmark	3.3	2.9	-	6.2	2%
14	New Zealand	2.4	1.3	-	3.8	1%
15	Belgium	3.6	0.1	-	3.7	1%
16	Ireland	2.4	0.5	0.5	3.5	1%
17	Austria	3.4	0.1	-	3.4	1%
18	South Korea	1.4	1.5	-	2.9	1%
19	Italy	2.2	0.5	-	2.6	1%
20	Iran	-	2.5	-	2.5	1%
21	Germany	0.7	1.3	-	2.0	1%
22	ICRC	0.6	1.4	-	2.0	1%
23	India	1.8	-	-	1.8	1%
24	China	1.0	0.7	-	1.6	1%
25	Spain	0.7	0.8	-	1.5	0%
	Others	-4.0	12.8	0.3	9.1	3%
TOTAL		194.0	124.6	4.2	322.9	



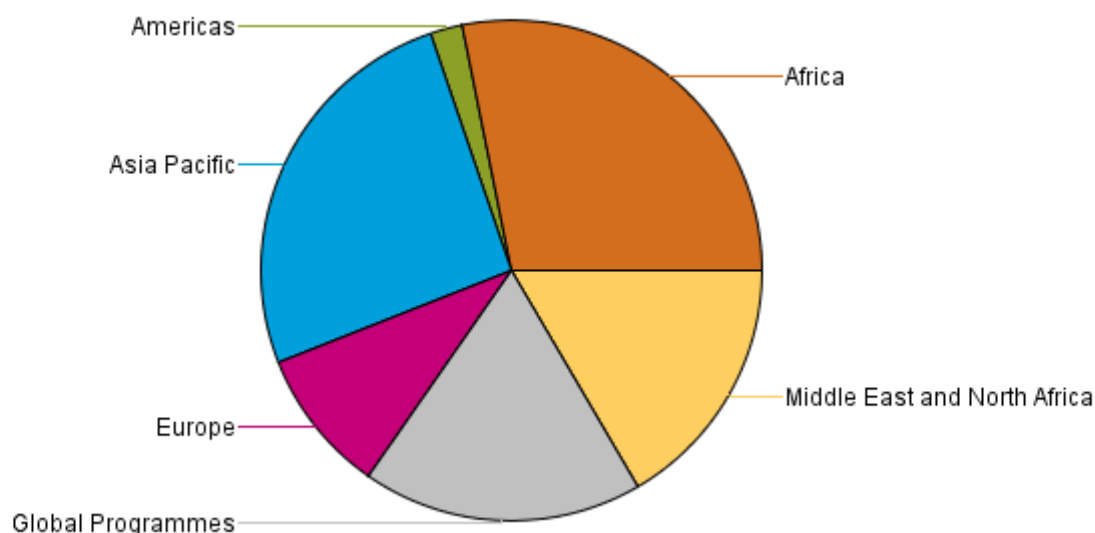
Voluntary Contributions in 2015

Main donors by recipient region (CHF millions)

Selected Parameters	
Year	2015

Refreshed on 02-Jan-2018 at 10:09

Rank	Donor	Africa	Americas	Asia Pacific	Europe	Middle East and North Africa	Global Programmes	Total	%
1	United Kingdom	11.8	1.1	13.6	9.3	8.5	9.1	53.4	17%
2	United States	23.1	0.4	9.1	1.1	2.1	14.2	50.0	15%
3	European Commission	11.4	0.8	-	2.0	11.5	4.4	30.1	9%
4	Netherlands	3.2	-	5.9	3.1	9.0	4.6	25.9	8%
5	Sweden	6.3	0.1	7.8	2.3	7.5	1.0	24.9	8%
6	Japan	11.5	0.5	4.9	1.2	2.9	1.5	22.5	7%
7	Switzerland	2.0	0.7	2.5	1.3	1.2	8.6	16.2	5%
8	Norway	1.8	0.7	3.6	3.8	0.6	3.0	13.5	4%
9	Canada	2.3	1.4	5.1	0.9	1.4	1.4	12.6	4%
10	Australia	0.4	-	10.1	-	0.6	0.2	11.3	4%
11	Finland	2.4	0.1	2.7	1.3	1.2	1.3	9.0	3%
12	United Nations	6.2	-	0.1	-	-	0.4	6.8	2%
13	Denmark	0.8	-	0.8	0.5	2.5	1.6	6.2	2%
14	New Zealand	0.2	-	3.4	0.1	-	0.1	3.8	1%
15	Belgium	2.8	-	0.1	0.2	-	0.7	3.7	1%
16	Ireland	-	-	0.2	0.2	0.9	2.2	3.5	1%
17	Austria	0.1	-	2.2	0.8	0.3	-	3.4	1%
18	South Korea	-	-	2.8	-	-	0.1	2.9	1%
19	Italy	0.9	0.3	0.9	0.4	0.6	-0.4	2.6	1%
20	Iran	2.0	-	-	-	-	0.5	2.5	1%
21	Germany	-0.1	-	0.9	0.4	-	0.8	2.0	1%
22	ICRC	-	0.1	-	-	1.8	0.1	2.0	1%
23	India	-	-	1.8	-	-	-	1.8	1%
24	China	0.1	-0.5	2.0	-	0.1	-	1.6	1%
25	Spain	-0.1	0.2	0.9	0.2	0.1	0.3	1.5	0%
	Others	2.0	0.7	1.6	1.2	0.9	2.7	9.1	3%
	Total	90.9	6.7	83.1	30.2	53.5	58.4	322.9	




























Voluntary Contributions in 2015

Main donors by thematic area (CHF millions)

Selected Parameters	
Year	2015

Refreshed on 02-Jan-2018 at 10:09

Rank	Donor	Disaster risk reduction	Shelter	Livelihoods	Health	Water, sanitation and hygiene	Social inclusion	Culture of non-violence and peace	Migration	Strengthen National Society capacities	Ensure effective international disaster management	Influence others as leading strategic partners	Ensure a strong IFRC	Total	%
1	 United Kingdom	4.5	8.8	4.7	9.8	1.1	-	0.3	9.0	5.8	5.3	2.2	1.8	53.4	17%
2	 United States	1.5	8.2	1.2	32.3	0.6	-	-	1.7	0.8	1.4	2.1	0.2	50.0	15%
3	 European Commission	1.0	-	1.5	8.4	2.1	-	3.3	10.2	-	3.7	-	-	30.1	9%
4	 Netherlands	1.6	3.5	6.8	3.4	0.4	-	-	4.7	-	5.4	-	0.1	25.9	8%
5	 Sweden	2.2	1.6	4.9	6.3	0.5	0.2	-	3.0	3.0	2.6	0.7	-	24.9	8%
6	 Japan	1.8	2.1	0.5	11.8	0.5	-	-	2.1	0.9	2.2	0.4	0.3	22.5	7%
7	 Switzerland	2.2	1.4	0.4	1.1	1.3	-	-	2.3	1.1	1.7	0.7	4.0	16.2	5%
8	 Norway	2.1	0.1	0.7	3.5	0.4	0.1	0.1	3.4	1.3	0.8	0.8	0.1	13.5	4%
9	 Canada	-2.5	4.3	0.5	2.3	1.5	-	-	1.0	1.1	3.8	0.3	0.3	12.6	4%
10	 Australia	0.5	6.9	0.8	0.7	0.3	-	-	0.3	0.3	1.1	0.3	-	11.3	4%
11	 Finland	0.5	0.4	1.0	2.5	-	0.3	-	1.2	0.3	1.8	0.6	0.4	9.0	3%
12	 United Nations	0.2	0.2	-	5.0	-	-	-	1.2	-	0.2	-	-	6.8	2%
13	 Denmark	0.4	0.4	0.4	2.0	-	-	-	-	0.5	2.3	0.1	0.1	6.2	2%
14	 New Zealand	0.5	1.7	0.2	0.3	-	-	-	0.1	0.6	0.4	-	-	3.8	1%
15	 Belgium	-	-	-	2.8	-	-	-	0.2	-	0.7	-	-	3.7	1%
16	 Ireland	-	0.2	1.3	-	-	-	-	0.1	-	1.2	0.1	0.5	3.5	1%
17	 Austria	-	1.6	-	-	-	-	-	0.8	-	0.9	-	-	3.4	1%
18	 South Korea	0.5	1.0	-	0.2	0.8	-	-	-	-	0.4	-	-	2.9	1%
19	 Italy	0.5	0.3	0.5	0.3	-	-	-	0.2	0.1	0.6	-	0.1	2.6	1%
20	 Iran	0.5	-	2.0	-	-	-	-	-	-	-	-	-	2.5	1%
21	 Germany	0.7	0.7	-	-0.3	0.1	-	-	0.4	-	0.1	0.3	-	2.0	1%
22	 ICRC	-	-	-	-	-	-	-	0.3	1.1	0.5	-	0.1	2.0	1%
23	 India	-	1.8	-	-	-	-	-	-	-	-	-	-	1.8	1%
24	 China	0.6	1.2	-	0.1	-	-	-	-	0.1	-0.4	-	-	1.6	1%
25	 Spain	0.1	0.8	0.3	-0.6	-	-	-	0.3	0.1	0.4	0.1	-	1.5	0%
	Others	-0.6	2.3	1.1	2.1	-0.2	0.1	-	0.2	2.8	-7.9	0.9	8.4	9.1	3%
	Total	18.6	49.6	28.7	94.1	9.3	0.9	3.7	42.7	19.9	29.3	9.3	16.6	322.9	

