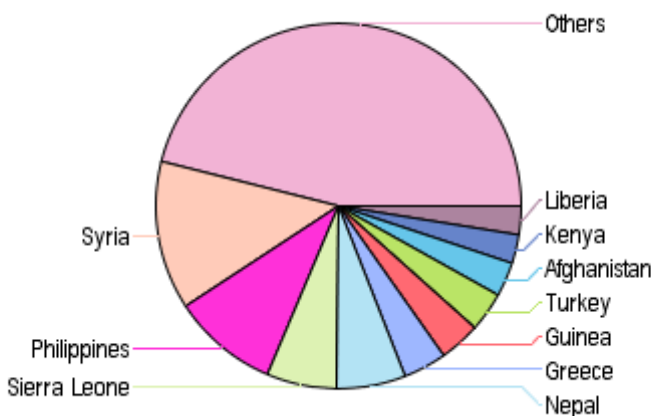
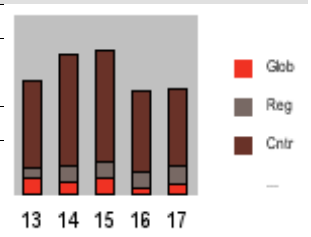


# Main countries receiving international funding

Selected Parameters			
Year/ Period	2013/1-2017/9998	Project Region	*

Refreshed on 22-Nov-2017 at 10:01

Country	2013	2014	2015	2016	2017	Total	%
1 Syria	30.4	30.1	29.0	27.5	19.8	137.0	13%
2 Philippines	58.6	32.7	3.3	2.0	1.3	98.0	9%
3 Sierra Leone	0.2	39.9	18.7	0.7	5.0	64.5	6%
4 Nepal	1.1	2.1	48.8	6.5	5.1	63.6	6%
5 Greece		0.0	7.6	22.2	9.9	39.8	4%
6 Guinea	0.0	11.3	22.6	2.9	1.1	37.9	4%
7 Turkey	8.2	11.0	4.4	11.1	1.7	36.5	4%
8 Afghanistan	4.9	9.6	5.6	4.9	6.6	31.6	3%
9 Kenya	7.7	3.6	4.4	3.1	7.7	26.5	3%
10 Liberia	1.0	14.6	5.1	4.3	1.3	26.3	3%
11 DPR Korea	4.9	5.2	4.5	7.6	4.0	26.3	3%
12 Bangladesh	3.1	4.2	2.2	3.7	12.9	26.1	3%
13 Jordan	4.7	4.1	4.6	4.2	3.9	21.4	2%
14 Myanmar	3.2	2.6	6.3	3.4	5.2	20.7	2%
15 Sri Lanka	5.2	3.4	3.1	4.2	4.5	20.4	2%
16 Somalia	3.1	3.7	2.2	1.7	7.6	18.2	2%
17 Haiti	6.2	1.1	0.1	7.0	2.0	16.4	2%
18 Iraq	0.5	6.4	2.5	2.8	1.7	13.9	1%
19 Nigeria	3.1	1.9	0.8	1.5	6.6	13.9	1%
20 Sudan	3.1	4.1	2.6	1.9	0.9	12.5	1%
21 Indonesia	0.8	3.6	1.4	2.1	3.4	11.2	1%
22 Lebanon	1.5	3.4	1.8	1.9	2.1	10.8	1%
23 South Sudan	2.0	3.2	1.4	0.8	2.9	10.4	1%
24 Yemen	0.3	0.6	2.3	1.9	4.9	10.0	1%
25 Cameroon	0.7	2.3	1.9	2.5	2.3	9.8	1%
26 Ecuador	0.2	0.1	0.2	8.0	0.8	9.3	1%
27 Italy			2.4	4.0	1.6	8.0	1%
28 Serbia	0.0	3.5	3.5	-0.2	0.8	7.7	1%
29 Cuba	2.1	0.1		0.2	5.3	7.6	1%
30 FYROM (Macedonia)	0.2		4.2	2.0	1.0	7.4	1%
Other countries	37.4	39.2	49.9	30.9	40.5	197.9	19%
<b>Total country programmes</b>	<b>194.4</b>	<b>247.7</b>	<b>247.4</b>	<b>177.6</b>	<b>174.4</b>	<b>1,041.5</b>	
Regional programmes	25.3	35.9	36.5	37.7	37.9	173.3	
Global programmes	36.5	28.3	37.0	15.4	26.5	143.6	
<b>Total income</b>	<b>256.1</b>	<b>311.9</b>	<b>321.0</b>	<b>230.7</b>	<b>238.8</b>	<b>1,358.4</b>	
% country programmes	76%	79%	77%	77%	73%	77%	
% regional programmes	10%	12%	11%	16%	16%	13%	
% global programmes	14%	9%	12%	7%	11%	11%	

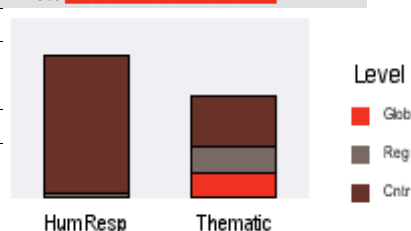


# Main countries receiving international funding

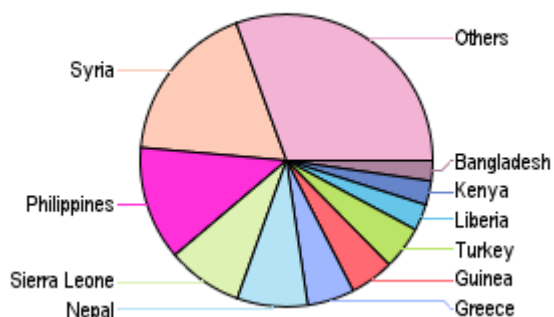
Selected Parameters  
 Year/Period 2013/1-2017/9998 Project Region \*  
 Refreshed on 22-Nov-2017 at 10:01

	Country	Humanitarian Response	Thematic	Total	%
1	Syria	137.3	-0.3	137.0	13%
2	Philippines	96.1	1.8	98.0	9%
3	Sierra Leone	63.8	0.8	64.5	6%
4	Nepal	59.4	4.2	63.6	6%
5	Greece	39.8	0	39.8	4%
6	Guinea	37	0.9	37.9	4%
7	Turkey	36.5		36.5	4%
8	Afghanistan	0.6	30.9	31.6	3%
9	Kenya	20.3	6.2	26.5	3%
10	Liberia	22.3	4	26.3	3%
11	DPR Korea	5.4	20.8	26.3	3%
12	Bangladesh	17.2	8.9	26.1	3%
13	Jordan	14.3	7.1	21.4	2%
14	Myanmar	5	15.7	20.7	2%
15	Sri Lanka	11.5	8.9	20.4	2%
16	Somalia	8.2	10	18.2	2%
17	Haiti	3.6	12.8	16.4	2%
18	Iraq	11.2	2.8	13.9	1%
19	Nigeria	8.4	5.5	13.9	1%
20	Sudan	9	3.5	12.5	1%
21	Indonesia	1.3	9.9	11.2	1%
22	Lebanon	6.1	4.7	10.8	1%
23	South Sudan	3.8	6.6	10.4	1%
24	Yemen	2.7	7.3	10.0	1%
25	Cameroon	2.8	7.1	9.8	1%
26	Ecuador	9.2	0.1	9.3	1%
27	Italy	7.7	0.4	8.0	1%
28	Serbia	6.8	0.8	7.7	1%
29	Cuba	7.2	0.4	7.6	1%
30	FYROM (Macedonia)	6.5	0.9	7.4	1%
	Other countries	102.2	95.7	197.9	19%

<b>Total country programmes</b>	<b>762.9</b>	<b>278.6</b>	<b>1,041.5</b>
Regional programmes	24.8	148.5	173.3
Global programmes	5.9	137.7	143.6
<b>Total income</b>	<b>793.6</b>	<b>564.8</b>	<b>1,358.4</b>
% country programmes	96%	49%	77%
% regional programmes	3%	26%	13%
% global programmes	1%	24%	11%



Humanitarian Response



Thematic

