



Fact sheet

2017 Disaster Risk Reduction Mapping

The International Federation of Red Cross and Red Crescent Societies (IFRC) has been doing an annual disaster risk reduction (DRR) mapping¹ since 2009 to support better programming and ultimately reach more people with increased investment in DRR.

2017 mapping results

Key data for 2017

- CHF 253.5 million spent on DRR activities
- 47.8 million people reached in 139 countries
- Per-capita DRR investment: CHF 5.3

In 2017 the IFRC and National Red Cross and Red Crescent Societies invested a total of 253.5 million Swiss francs on DRR projects. Big DRR investment was made in Asia Pacific (37%) and Africa (26%). The DRR projects were implemented by 139 National Societies and they reached 47.8 million vulnerable people. The per-capita DRR investment was around 5.3 Swiss franc. Some National Societies failed to provide the complete data in time, which caused a slight drop in the overall DRR expenditures. Main donor National Societies include the American RC, Belgian RC, British RC, Danish RC, Finnish RC, French RC, German RC, Spanish RC, Swedish RC and Swiss RC.

Details of DRR projects and expenditures in 2017 at global and regional levels are available at: https://public.tableau.com/views/drrmappingstory_0/DRRmapping2017?:embed=y&:display_count=yes

Focus areas

The IFRC and National Societies have focused on the following areas in their DRR projects:

- National Society disaster preparedness (NSDP);
- Community-based disaster risk reduction (CBDRR), including community-based disaster preparedness (CBDP);
- Food security;
- Livelihoods;
- Climate change adaptation and mitigation.

The areas that received more investment include CBDRR/CBDP (39%), livelihoods (25%) and NSDP (21%).

Looking forward

The IFRC is leading the One Billion Coalition for Resilience to scale up the work for community resilience. To enhance the RCRC contribution to this global resilience initiative, the IFRC will continue to encourage National Societies to further increase their reach out and investment in DRR projects, especially by:

- Actively engaging in the annual DRR mapping;
- Strengthening the RCRC services of accompanying, enabling and connecting communities;
- Enhancing advocacy for the needs of vulnerable people and investment in DRR;
- Actively engaging in implementation of the Sendai Framework for DRR, the Sustainable Development Goals and the Paris Climate Agreement.

¹ This mapping focuses on the activities categorized specifically as community-based DRR (CBDRR), including community-based disaster preparedness (CBDP); climate change adaptation and mitigation; food security; livelihoods; and National Society disaster preparedness. For simplicity, the acronym "DRR" hereon includes all these sectors. The mapping covers the DRR activities carried out by the IFRC and RCRC National Societies. Only the activities directly supporting DRR at national and community levels have been considered. The data was collected from Operating National Societies, Partner National Societies and the IFRC Secretariat. Some National Societies failed to provide data and some of the data provided was incomplete. Despite these limitations, the mapping results show global and regional trends of DRR in terms of expenditures and the number of people reached.

Figure 1: DRR investment, 2009-2017

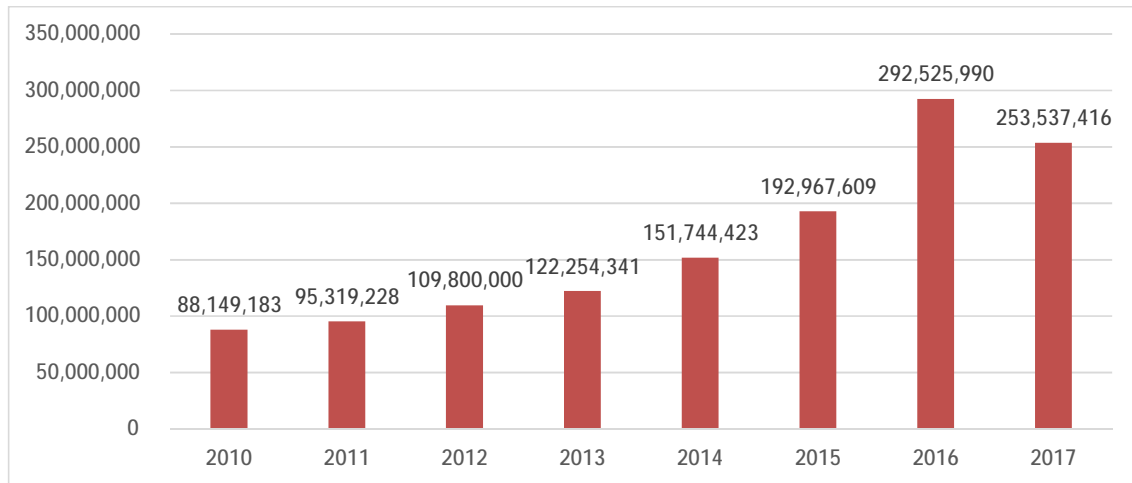


Figure 2: Number of people reached per region

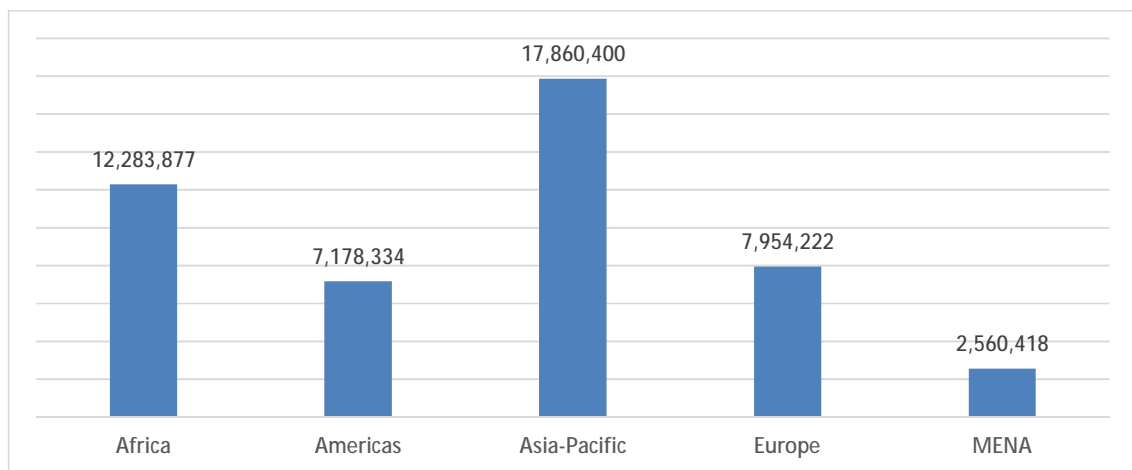


Figure 3: Expenditure in focus areas

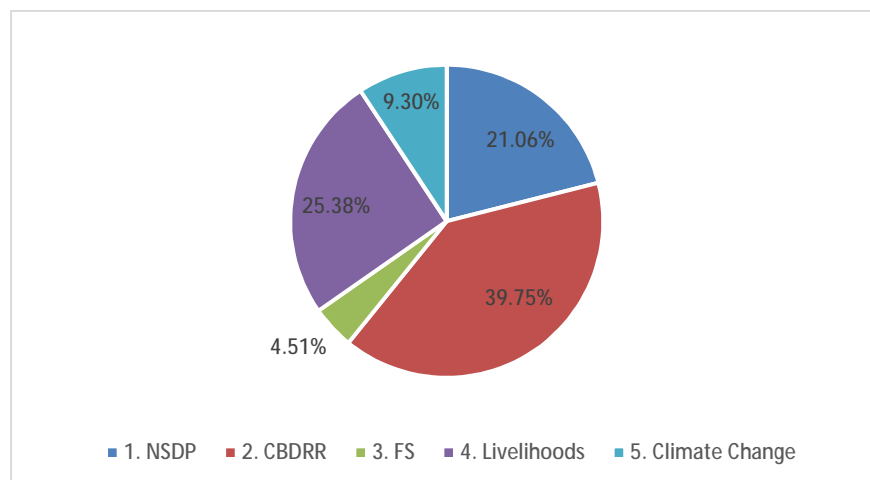


Figure 4. Main donor National Societies

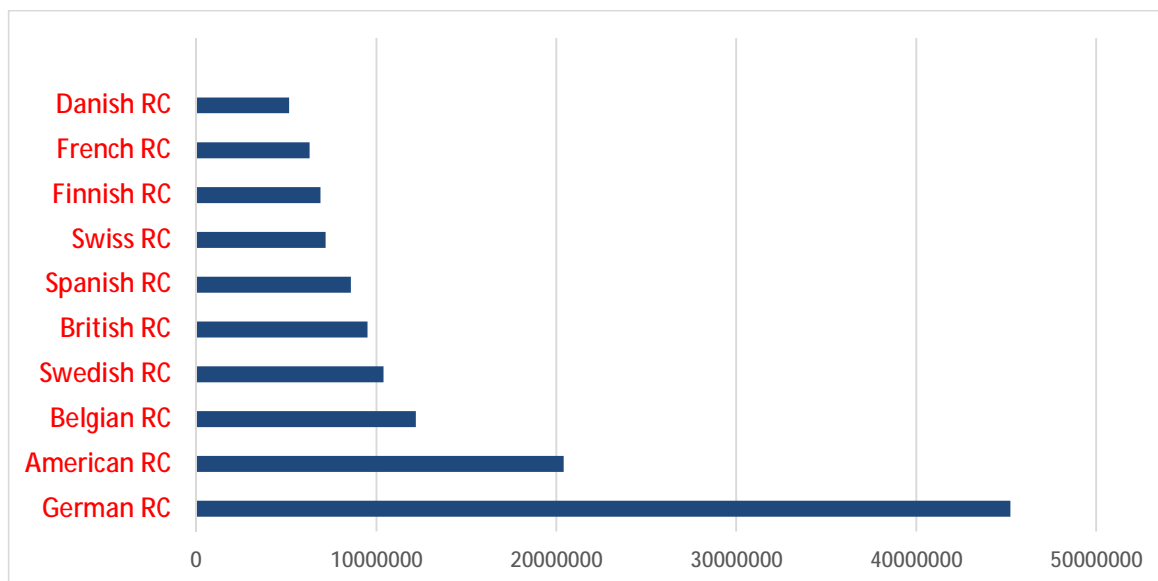


Figure 5. National Societies with high in-country DRR expenditures

