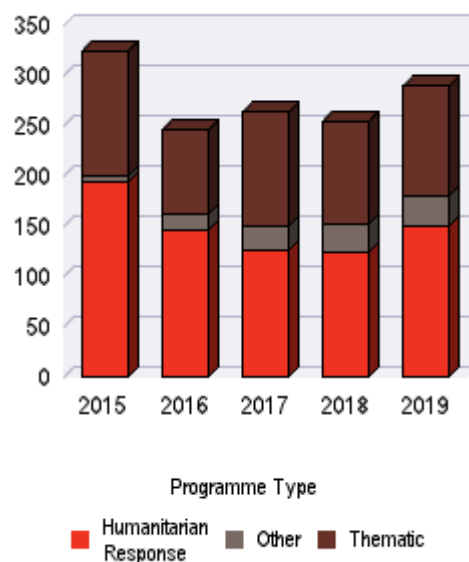
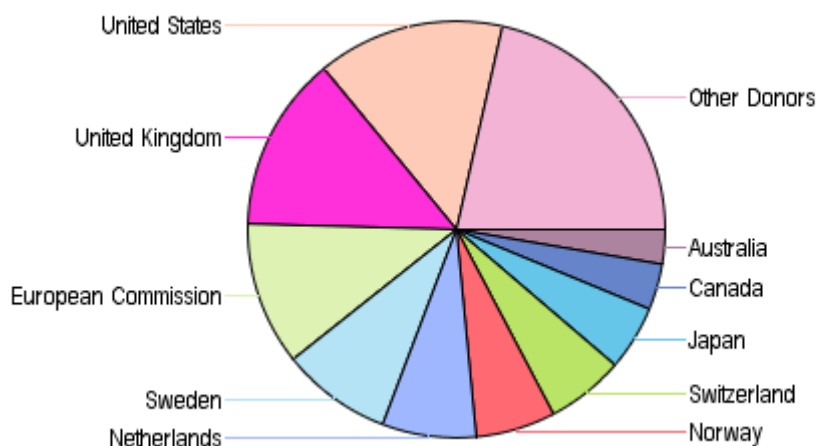


# Voluntary Contributions in 2015 - 2019

Selected Parameters			
Year From	2015	Year To	2019
Refreshed on 05-Apr-2020 at 09:01			

Main donors by year (CHF millions)

Rank	Donor	2015	2016	2017	2018	2019	Total	%
1	United States	50.0	15.8	30.6	41.7	60.8	198.9	15%
2	United Kingdom	53.4	30.2	30.4	32.3	40.3	186.7	14%
3	European Commission	29.9	38.4	23.8	36.4	24.0	152.6	11%
4	Sweden	24.9	25.1	23.3	23.5	20.3	117.2	9%
5	Netherlands	25.9	19.2	22.1	15.5	16.9	99.7	7%
6	Norway	13.5	19.6	20.2	15.1	16.4	84.7	6%
7	Switzerland	16.2	14.8	25.0	10.4	16.3	82.8	6%
8	Japan	22.5	19.6	13.7	7.5	5.7	69.0	5%
9	Canada	12.6	11.1	10.6	5.0	9.6	48.9	4%
10	Australia	11.3	6.3	5.8	5.4	7.8	36.7	3%
11	Finland	9.0	6.4	7.0	5.1	7.5	35.0	3%
12	United Nations	6.8	4.4	5.2	7.9	6.7	31.0	2%
13	Denmark	6.2	5.4	3.4	3.1	5.4	23.6	2%
14	ICRC	2.0	0.9	7.7	9.0	3.1	22.8	2%
15	Italy	2.6	3.4	4.4	3.9	5.2	19.4	1%
16	Germany	2.0	1.9	2.4	5.2	6.4	17.9	1%
17	South Korea	2.9	2.5	2.8	3.7	5.3	17.2	1%
18	New Zealand	3.8	2.8	3.1	2.4	2.9	15.0	1%
19	Ireland	3.5	3.4	2.3	2.3	2.8	14.2	1%
20	Austria	3.4	0.8	5.0	1.4	1.6	12.2	1%
21	Belgium	3.7	1.5	0.7	1.3	2.6	9.8	1%
22	China	1.6	2.1	2.6	1.3	1.6	9.2	1%
23	Spain	1.5	1.2	1.1	1.7	1.6	7.1	1%
24	Iceland	0.9	1.2	1.0	1.7	0.9	5.7	0%
25	OPEC Fund For International Development-OFID	1.0	0.7	0.9	1.3	1.6	5.6	0%
	Others	11.4	5.6	6.9	9.6	15.0	48.5	4%
	<b>Total</b>	<b>322.7</b>	<b>244.3</b>	<b>262.1</b>	<b>253.8</b>	<b>288.4</b>	<b>1,371.3</b>	



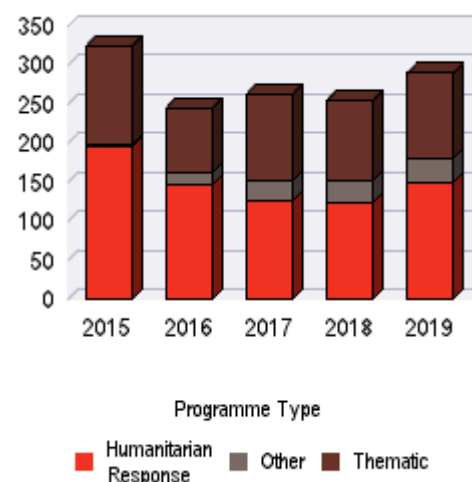
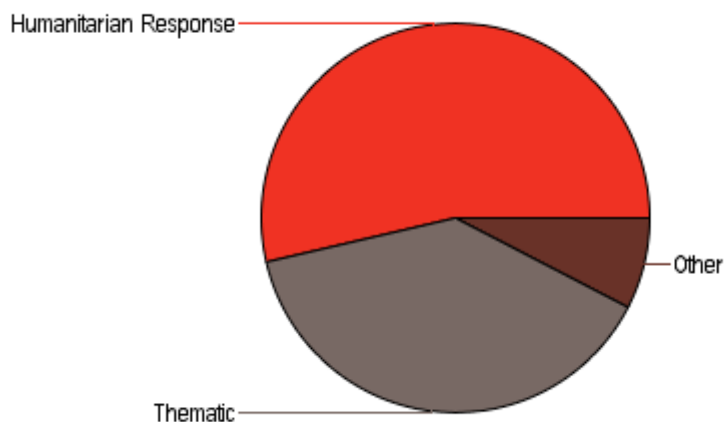
# Voluntary Contributions in 2015 - 2019

Selected Parameters			
Year From	2015	Year To	2019

Refreshed on 05-Apr-2020 at 09:01

Main donors by programme type (CHF millions)

Rank	Donor	Humanitarian Response	Thematic	Regular Resources	Total	%
1	United States	101.0	94.3		198.9	15%
2	United Kingdom	91.4	47.9	-	186.7	14%
3	European Commission	121.3	31.3		152.6	11%
4	Sweden	49.5	46.7		117.2	9%
5	Netherlands	87.1	12.6		99.7	7%
6	Norway	40.4	44.3		84.7	6%
7	Switzerland	25.3	42.1		82.8	6%
8	Japan	41.2	27.8		69.0	5%
9	Canada	33.7	14.4	-	48.9	4%
10	Australia	19.1	17.5		36.7	3%
11	Finland	16.1	18.7		35.0	3%
12	United Nations	13.0	17.9		31.0	2%
13	Denmark	14.4	9.1		23.6	2%
14	ICRC	14.6	8.2		22.8	2%
15	Italy	11.1	7.8		19.4	1%
16	Germany	9.5	8.2		17.9	1%
17	South Korea	8.3	9.0		17.2	1%
18	New Zealand	8.1	6.2		15.0	1%
19	Ireland	9.2	1.0		14.2	1%
20	Austria	11.6	0.6		12.2	1%
21	Belgium	8.9	1.0		9.8	1%
22	China	5.8	3.5		9.2	1%
23	Spain	3.3	3.7		7.1	1%
24	Iceland	3.3	2.4		5.7	0%
25	OPEC Fund For International Development-OFID	3.6	1.9		5.6	0%
	Others	-15.2	53.6	0.0	48.5	4%
<b>TOTAL</b>		<b>735.5</b>	<b>531.8</b>	<b>0.0</b>	<b>1,371.3</b>	



# Voluntary Contributions in 2015 - 2019

Selected Parameters			
Year From	2015	Year To	2019

Refreshed on 05-Apr-2020 at 09:01

Main donors by recipient region (CHF millions)

Rank	Donor	Africa	Americas	Asia Pacific	Europe	Middle East and North Africa	Global Programmes	Total	%
1	United States	51.6	39.5	37.3	5.4	7.4	57.6	198.9	15%
2	United Kingdom	35.5	20.1	33.9	16.7	19.4	61.0	186.7	14%
3	European Commission	21.5	12.5	4.5	85.8	9.8	18.5	152.6	11%
4	Sweden	25.5	4.7	29.6	5.8	24.2	27.4	117.2	9%
5	Netherlands	23.7	6.5	23.0	5.5	27.3	13.7	99.7	7%
6	Norway	11.4	4.4	20.4	7.9	15.4	25.2	84.7	6%
7	Switzerland	13.7	6.6	12.0	4.0	1.7	44.7	82.8	6%
8	Japan	25.2	4.0	15.3	4.0	16.1	4.5	69.0	5%
9	Canada	8.9	10.5	16.3	1.4	5.3	6.5	48.9	4%
10	Australia	2.5	0.5	29.0	0.1	2.1	2.6	36.7	3%
11	Finland	9.6	0.4	11.9	3.2	7.2	2.8	35.0	3%
12	United Nations	21.4	3.6	0.6	2.5	0.0	2.8	31.0	2%
13	Denmark	4.5	0.5	3.0	2.1	8.3	5.2	23.6	2%
14	ICRC	11.2	0.1	2.9	0.8	7.0	0.7	22.8	2%
15	Italy	6.3	3.8	5.7	1.0	1.6	1.1	19.4	1%
16	Germany	3.6	0.4	5.3	0.7	0.3	7.5	17.9	1%
17	South Korea	0.7	0.7	14.3	0.3	0.5	0.8	17.2	1%
18	New Zealand	0.7	0.1	13.0	0.1	0.1	1.0	15.0	1%
19	Ireland	0.6	0.3	0.5	1.0	2.5	9.4	14.2	1%
20	Austria	4.0	0.0	4.6	1.1	2.4	0.0	12.2	1%
21	Belgium	3.8	1.1	0.8	0.5	0.0	3.6	9.8	1%
22	China	0.8	0.6	7.6	0.1	0.1	0.0	9.2	1%
23	Spain	0.7	2.1	2.5	1.0	0.2	0.5	7.1	1%
24	Iceland	3.3		0.3	1.7	0.3	0.1	5.7	0%
25	OPEC Fund For International Development-OFID	2.2	0.5	1.6		1.3	0.0	5.6	0%
	Others	8.9	4.5	15.1	2.7	2.5	14.9	48.5	4%
	<b>Total</b>	<b>301.8</b>	<b>127.8</b>	<b>311.0</b>	<b>155.5</b>	<b>163.2</b>	<b>312.1</b>	<b>1,371.3</b>	

