

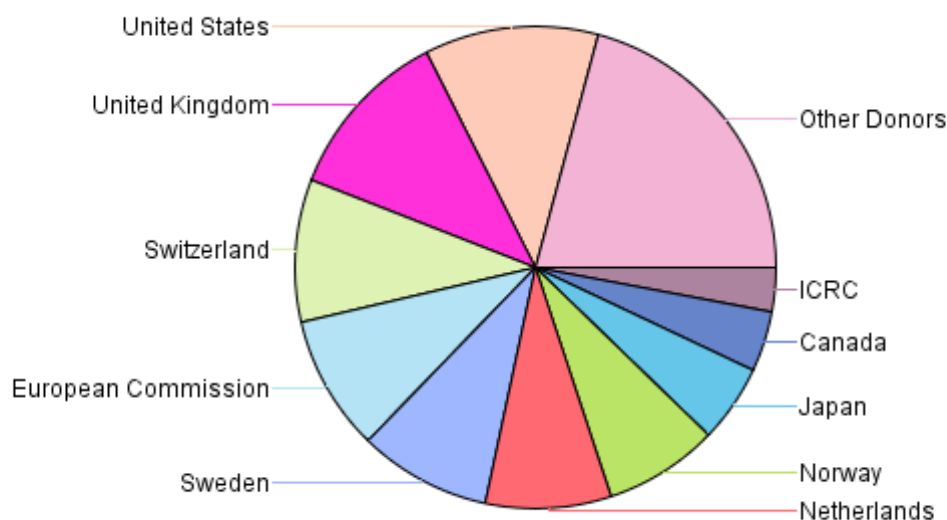
Voluntary Contributions in 2017

Main donors (CHF millions)

Selected Parameters	
Year	2017

Refreshed on 24-May-2019 at 08:00

Rank	Donor	Humanitarian Response	Thematic	Regular Resources	Total	%
1	United States	11.8	18.8	-	30.6	12%
2	United Kingdom	11.9	6.6	11.9	30.4	12%
3	Switzerland	4.8	17.1	3.1	25.0	10%
4	European Commission	24.1	-0.3	-	23.8	9%
5	Sweden	7.5	9.8	6.0	23.3	9%
6	Netherlands	18.2	4.0	-	22.1	8%
7	Norway	10.8	9.3	-	20.2	8%
8	Japan	6.5	7.2	-	13.7	5%
9	Canada	5.6	4.9	-	10.6	4%
10	ICRC	7.3	0.4	-	7.7	3%
11	Finland	3.9	3.2	-	7.0	3%
12	Australia	1.7	4.2	-	5.8	2%
13	United Nations	2.0	3.2	-	5.2	2%
14	Austria	4.9	0.1	-	5.0	2%
15	Italy	3.0	1.4	-	4.4	2%
16	Denmark	1.9	1.5	-	3.4	1%
17	New Zealand	1.2	1.8	0.1	3.1	1%
18	South Korea	1.2	1.6	-	2.8	1%
19	China	1.9	0.7	-	2.6	1%
20	Germany	1.6	0.8	-	2.4	1%
21	Ireland	0.3	0.3	1.8	2.3	1%
22	Spain	0.3	0.8	-	1.1	0%
23	Iceland	0.3	0.7	-	1.0	0%
24	OPEC Fund For International Development-OFID	0.6	0.3	-	0.9	0%
25	Hungary	-0.1	0.1	0.8	0.8	0%
	Others	-8.1	13.8	1.0	6.7	3%
TOTAL		125.1	112.2	24.8	262.1	



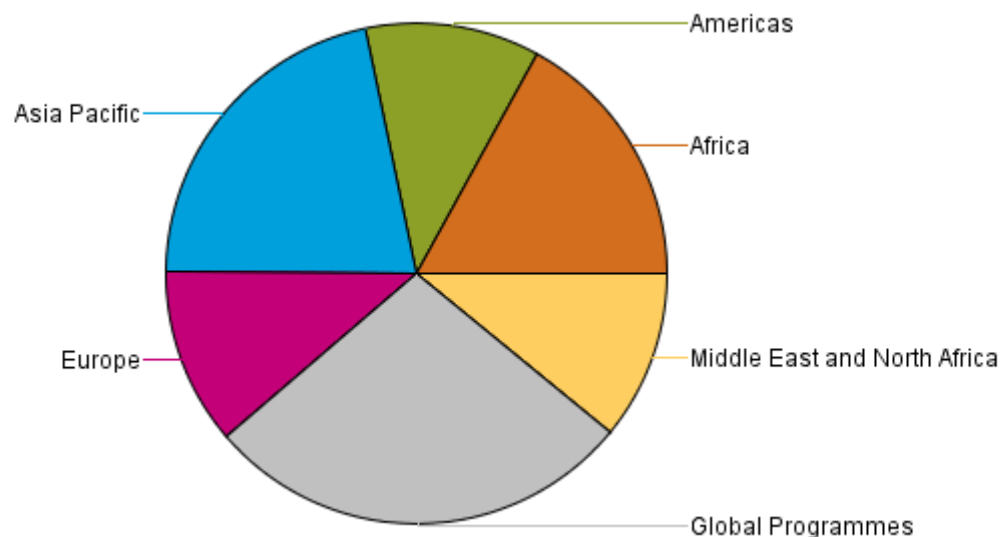
Voluntary Contributions in 2017

Main donors by recipient region (CHF millions)

Selected Parameters	
Year	2017

Refreshed on 24-May-2019 at 08:00

Rank	Donor	Africa	Americas	Asia Pacific	Europe	Middle East and North Africa	Global Programmes	Total	%
1	United States	2.2	5.1	4.9	2.0	3.0	13.4	30.6	12%
2	United Kingdom	2.6	6.1	4.8	2.4	0.8	13.7	30.4	12%
3	Switzerland	3.9	1.6	3.1	0.2	-	16.1	25.0	10%
4	European Commission	-0.2	3.9	0.8	18.9	-3.3	3.7	23.8	9%
5	Sweden	4.4	0.6	7.1	0.5	3.9	6.9	23.3	9%
6	Netherlands	7.4	1.1	4.8	0.3	5.6	3.0	22.1	8%
7	Norway	2.4	1.8	4.8	1.2	4.6	5.4	20.2	8%
8	Japan	3.0	1.1	2.7	1.2	4.9	0.8	13.7	5%
9	Canada	1.5	3.9	3.2	0.1	0.9	1.0	10.6	4%
10	ICRC	4.4	-	1.5	0.4	1.5	-	7.7	3%
11	Finland	1.4	0.1	2.6	1.0	1.7	0.3	7.0	3%
12	Australia	0.7	0.4	3.9	-	0.5	0.4	5.8	2%
13	United Nations	3.2	0.7	0.2	0.6	-	0.5	5.2	2%
14	Austria	2.3	-	0.4	0.1	2.1	-	5.0	2%
15	Italy	2.2	0.9	0.9	0.2	-	0.2	4.4	2%
16	Denmark	0.4	0.3	0.6	0.3	1.2	0.7	3.4	1%
17	New Zealand	-	-	2.9	-	0.1	0.1	3.1	1%
18	South Korea	0.3	0.3	2.1	-	0.1	-	2.8	1%
19	China	0.3	0.4	1.9	-	-	-	2.6	1%
20	Germany	0.2	-	0.6	-	-	1.6	2.4	1%
21	Ireland	-	0.2	-	0.1	0.2	1.9	2.3	1%
22	Spain	0.3	0.3	0.3	0.1	-	-	1.1	0%
23	Iceland	0.8	-	-	0.2	-	-	1.0	0%
24	OPEC Fund For International Development-OFID	0.5	-	-	-	0.4	-	0.9	0%
25	Hungary	-	-	-	0.1	-	0.8	0.8	0%
	Others	0.5	1.0	2.4	0.1	0.4	2.3	6.7	3%
	Total	44.6	29.5	56.6	29.9	28.6	72.8	262.1	




























Voluntary Contributions in 2017

Main donors by thematic area (CHF millions)

Selected Parameters	
Year	2017

Refreshed on 24-May-2019 at 08:00

Rank	Donor	Disaster risk reduction	Shelter	Livelihoods and basic needs	Health	Water, sanitation and hygiene	Protection, Gender & Inclusion	Migration	Strengthen National Societies	Effective international disaster management	Influence others as leading strategic partners	Ensure a strong IFRC	Total	%
1	 United States	1.9	1.6	0.5	17.4	1.1	-	1.9	1.0	2.3	1.4	1.6	30.6	12%
2	 United Kingdom	1.1	0.4	2.1	3.2	0.9	0.1	3.2	0.6	6.6	0.5	11.7	30.4	12%
3	 Switzerland	3.8	0.2	-	12.3	2.0	0.1	0.2	1.1	1.8	0.2	3.2	25.0	10%
4	 European Commission	0.6	0.3	1.2	-0.2	-0.2	-	13.7	0.3	7.1	1.0	-	23.8	9%
5	 Sweden	1.5	0.7	2.8	3.8	1.3	0.3	1.3	2.8	1.5	0.5	6.9	23.3	9%
6	 Netherlands	1.9	1.5	6.5	2.2	0.8	-	1.5	1.5	3.9	0.4	1.9	22.1	8%
7	 Norway	1.5	-	4.8	3.1	0.9	0.2	1.2	2.4	5.2	0.7	0.1	20.2	8%
8	 Japan	1.4	0.8	0.6	5.1	1.7	0.1	0.9	0.7	0.8	0.5	1.1	13.7	5%
9	 Canada	0.2	1.7	-0.3	2.2	0.4	0.1	0.1	2.3	3.7	0.1	0.1	10.6	4%
10	 ICRC	3.3	1.1	-	1.2	-	-	-	0.7	1.5	-	-	7.7	3%
11	 Finland	0.3	0.4	0.5	2.7	0.4	-	0.9	0.9	0.6	0.2	-	7.0	3%
12	 Australia	0.3	0.2	0.3	0.9	0.2	0.2	0.1	1.2	1.4	0.7	0.2	5.8	2%
13	 United Nations	0.2	-	-	2.7	-	-	2.2	-0.1	0.1	-	-	5.2	2%
14	 Austria	-	-	1.5	1.8	0.1	-	-	0.1	0.1	-	1.4	5.0	2%
15	 Italy	0.3	0.3	0.7	0.4	0.3	-	0.4	0.9	1.0	-	0.1	4.4	2%
16	 Denmark	0.1	-	0.2	1.3	0.1	-	-	0.7	0.9	0.1	-0.1	3.4	1%
17	 New Zealand	0.3	0.7	0.5	0.1	0.2	-	0.1	0.5	0.2	0.3	0.2	3.1	1%
18	 South Korea	0.8	0.2	-	0.6	0.3	-	-	0.6	0.3	-	-	2.8	1%
19	 China	0.9	0.1	-	0.2	1.1	-	-	0.1	0.1	-	-	2.6	1%
20	 Germany	0.4	0.2	0.1	-	-	-	-	-	1.4	0.3	-	2.4	1%
21	 Ireland	-	-	-	-	-	-	0.1	0.1	0.2	-	1.9	2.3	1%
22	 Spain	0.3	-	0.2	-	-	-	-	0.2	0.2	0.1	-	1.1	0%
23	 Iceland	-	-	-	0.4	0.3	0.2	-0.2	0.4	-	-	-	1.0	0%
24	 OPEC Fund For International Development-OFID	-	-	-	0.4	0.3	-	-	0.2	-	-	-	0.9	0%
25	 Hungary	-	-	-	-	-	-	-	-	0.1	-	0.8	0.8	0%
	Others	1.3	0.1	-1.3	1.4	-0.2	0.2	0.1	6.4	-3.1	0.7	1.3	6.7	3%
	Total	22.5	10.6	20.9	63.2	11.9	1.5	27.7	25.6	37.8	8.1	32.4	262.1	

