

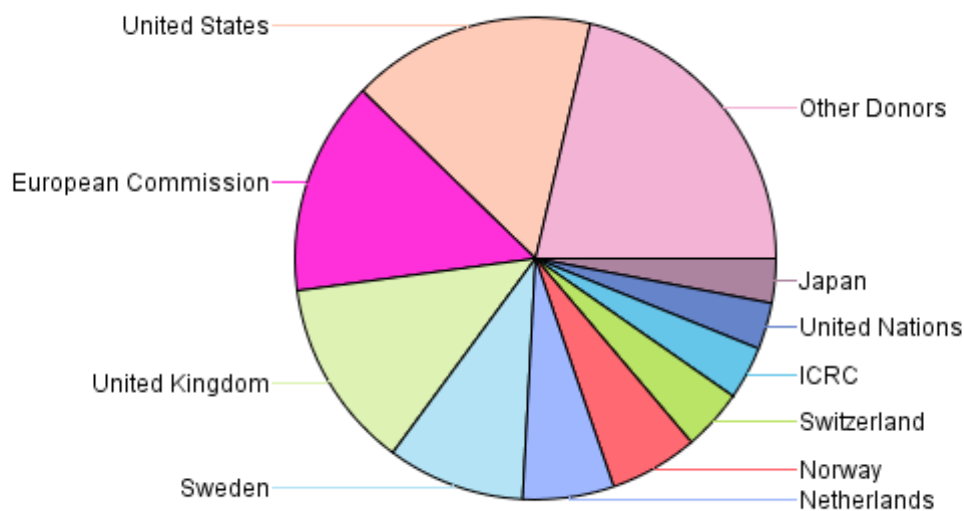
Voluntary Contributions in 2018

Main donors (CHF millions)

Selected Parameters	
Year	2018

Refreshed on 24-May-2019 at 08:00

Rank	Donor	Humanitarian Response	Thematic	Regular Resources	Total	%
1	United States	11.5	27.7	2.6	41.7	16%
2	European Commission	31.9	4.5	-	36.4	14%
3	United Kingdom	6.3	14.6	11.4	32.3	13%
4	Sweden	8.5	7.1	7.8	23.5	9%
5	Netherlands	13.1	2.4	-	15.5	6%
6	Norway	6.4	8.7	-	15.1	6%
7	Switzerland	3.5	3.8	3.1	10.4	4%
8	ICRC	6.3	2.7	-	9.0	4%
9	United Nations	3.9	4.1	-	7.9	3%
10	Japan	2.3	5.2	-	7.5	3%
11	Australia	2.3	3.1	-	5.4	2%
12	Germany	3.5	1.7	-	5.2	2%
13	Finland	1.6	3.5	-	5.1	2%
14	Canada	3.7	1.3	-	5.0	2%
15	Italy	1.2	2.7	-	3.9	2%
16	South Korea	1.7	2.0	-	3.7	1%
17	Denmark	1.9	1.2	-	3.1	1%
18	New Zealand	1.9	0.5	-	2.4	1%
19	Ireland	1.6	0.1	0.6	2.3	1%
20	Iceland	1.2	0.6	-	1.7	1%
21	Spain	1.1	0.6	-	1.7	1%
22	Hungary	-	0.1	1.4	1.4	1%
23	Austria	1.3	0.1	-	1.4	1%
24	OPEC Fund For International Development-OFID	0.9	0.5	-	1.3	1%
25	Belgium	1.2	0.1	-	1.3	1%
	Others	4.1	4.5	0.8	9.4	4%
TOTAL		123.0	103.1	27.8	253.8	



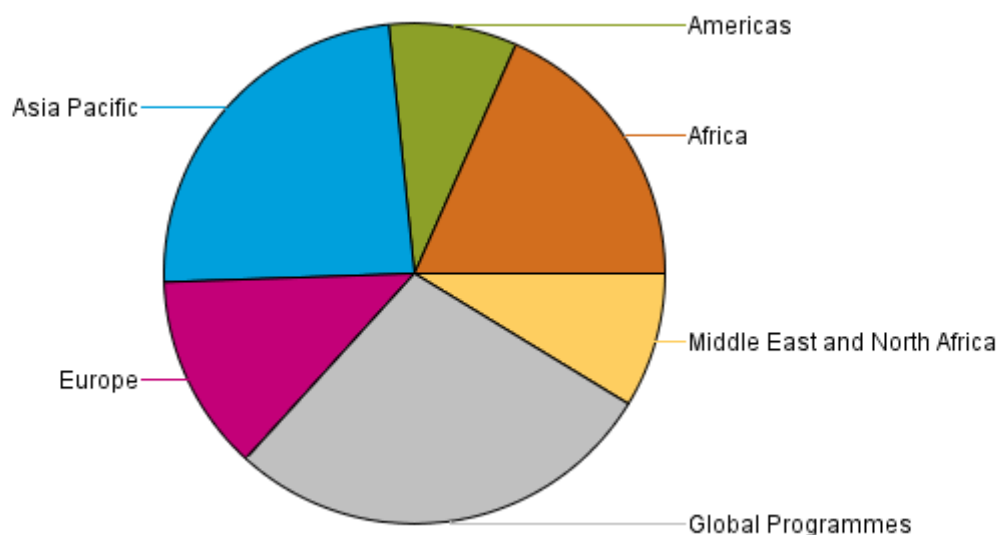
Voluntary Contributions in 2018

Main donors by recipient region (CHF millions)

Selected Parameters	
Year	2018

Refreshed on 24-May-2019 at 08:00

Rank	Donor	Africa	Americas	Asia Pacific	Europe	Middle East and North Africa	Global Programmes	Total	%
1	United States	8.3	7.0	8.3	0.3	0.1	17.7	41.7	16%
2	European Commission	3.7	1.1	1.0	24.8	1.3	4.5	36.4	14%
3	United Kingdom	3.1	5.9	5.4	1.2	4.1	12.6	32.3	13%
4	Sweden	3.3	0.9	5.4	1.0	3.5	9.4	23.5	9%
5	Netherlands	2.6	1.0	5.7	0.7	4.1	1.5	15.5	6%
6	Norway	3.0	0.1	4.4	0.4	2.0	5.2	15.1	6%
7	Switzerland	1.7	0.5	3.0	0.5	-0.6	5.3	10.4	4%
8	ICRC	6.4	-	0.6	0.2	1.9	-	9.0	4%
9	United Nations	5.4	1.2	0.1	0.9	-	0.3	7.9	3%
10	Japan	2.2	0.3	2.4	0.2	1.9	0.6	7.5	3%
11	Australia	0.2	0.1	4.5	-	-	0.6	5.4	2%
12	Germany	0.9	-	1.5	0.1	0.3	2.4	5.2	2%
13	Finland	0.8	-	2.2	0.3	1.4	0.3	5.1	2%
14	Canada	0.9	0.8	0.9	-	0.7	1.8	5.0	2%
15	Italy	0.4	0.4	2.4	0.2	0.2	0.3	3.9	2%
16	South Korea	-	-	2.8	-	0.2	0.6	3.7	1%
17	Denmark	0.2	-	0.6	0.2	0.1	2.0	3.1	1%
18	New Zealand	0.1	-	2.1	-	-	0.2	2.4	1%
19	Ireland	-	-	0.3	-	0.1	1.8	2.3	1%
20	Iceland	1.1	-	-	0.3	0.3	-	1.7	1%
21	Spain	0.1	0.3	0.8	0.3	-	0.1	1.7	1%
22	Hungary	-	-	-	0.1	-	1.4	1.4	1%
23	Austria	0.1	-	1.1	0.1	-	-	1.4	1%
24	OPEC Fund For International Development-OFID	0.1	0.1	0.8	-	0.4	-	1.3	1%
25	Belgium	-	-	0.5	0.1	-	0.7	1.3	1%
	Others	2.1	1.3	3.8	0.4	0.1	1.9	9.4	4%
	Total	46.6	21.0	60.7	32.2	22.1	71.1	253.8	




























Voluntary Contributions in 2018

Main donors by thematic area (CHF millions)

Selected Parameters	
Year	2018

Refreshed on 24-May-2019 at 08:00

Rank	Donor	Disaster risk reduction	Shelter	Livelihoods and basic needs	Health	Water, sanitation and hygiene	Protection, Gender & Inclusion	Migration	Strengthen National Societies	Effective international disaster management	Influence others as leading strategic partners	Ensure a strong IFRC	Total	%
1	 United States	2.8	2.3	1.5	20.3	0.7	-	0.6	1.9	5.4	3.3	2.9	41.7	16%
2	 European Commission	-	0.8	3.3	2.7	0.2	-	24.6	-0.1	4.8	-	-	36.4	14%
3	 United Kingdom	0.1	2.0	3.8	6.2	-0.3	0.1	2.3	3.2	2.3	0.3	12.3	32.3	13%
4	 Sweden	0.3	1.5	3.3	3.8	0.9	0.4	0.1	2.0	2.2	0.5	8.5	23.5	9%
5	 Netherlands	0.7	3.4	4.2	2.1	0.2	0.1	1.1	1.3	2.5	0.3	-0.4	15.5	6%
6	 Norway	0.4	0.3	2.7	4.1	0.9	0.3	0.3	1.9	3.2	0.5	0.4	15.1	6%
7	 Switzerland	-2.0	1.5	0.3	0.4	1.6	0.3	0.7	0.3	1.6	0.4	5.3	10.4	4%
8	 ICRC	4.0	2.4	-	0.3	0.8	-	-	1.5	-	-	-	9.0	4%
9	 United Nations	0.3	-	-	5.1	-	-	2.2	-	0.3	-	-	7.9	3%
10	 Japan	0.2	1.3	0.4	1.8	1.3	-	-	1.4	0.6	0.6	-	7.5	3%
11	 Australia	-	0.7	0.4	1.0	0.2	0.2	-	0.8	1.4	0.5	0.1	5.4	2%
12	 Germany	0.6	0.9	0.4	0.9	-	-	0.1	0.1	2.2	0.1	-	5.2	2%
13	 Finland	0.3	0.1	0.2	2.5	-	-	-	0.9	0.7	0.1	0.2	5.1	2%
14	 Canada	0.1	0.3	0.2	1.0	0.1	-	-	0.5	2.8	-	-	5.0	2%
15	 Italy	-	0.7	0.1	0.2	0.2	-	1.1	0.8	0.6	0.1	0.1	3.9	2%
16	 South Korea	1.2	0.6	-	0.1	0.3	-	0.4	0.3	0.8	-	-	3.7	1%
17	 Denmark	-	0.1	0.2	0.3	-	-	0.1	0.2	1.9	0.2	0.2	3.1	1%
18	 New Zealand	-	1.5	0.1	0.1	-0.1	-	0.1	0.1	0.3	0.1	-	2.4	1%
19	 Ireland	-	0.3	0.1	-	-	-	-	-	1.2	-	0.6	2.3	1%
20	 Iceland	-	-	-	0.9	0.4	0.1	0.2	0.1	-	-	-	1.7	1%
21	 Spain	-	0.6	0.1	-	-	-	0.3	0.1	0.4	0.1	0.1	1.7	1%
22	 Hungary	-	-	-	-	-	-	-	-	0.1	-	1.4	1.4	1%
23	 Austria	-	1.1	-	0.1	-	-	0.1	-	0.1	-	-	1.4	1%
24	 OPEC Fund For International Development-OFID	-	1.2	-	-	0.1	-	-	-	0.1	-	-	1.3	1%
25	 Belgium	-	0.5	-	-	-	-	0.1	-	0.7	-	-	1.3	1%
	Others	0.7	0.5	1.0	0.3	-0.1	0.1	1.6	-	3.1	0.6	1.5	9.4	4%
	Total	9.6	24.6	22.4	54.3	7.6	1.8	35.8	17.3	39.3	7.8	33.2	253.8	

