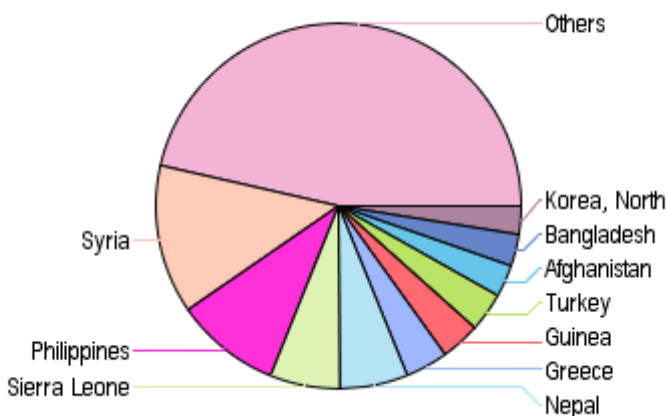
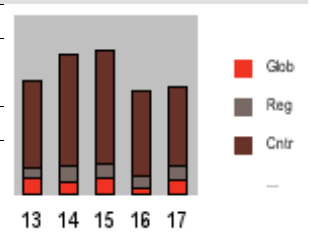


# Main countries receiving international funding

Selected Parameters  
 Year/ Period 2013/1-2017/9998 Project Region \*  
 Refreshed on 21-May-2019 at 10:01

Country	2013	2014	2015	2016	2017	Total	%
1 Syria	30.4	30.1	29.0	27.5	22.0	139.2	13%
2 Philippines	58.6	32.7	3.3	2.0	1.9	98.6	9%
3 Sierra Leone	0.2	39.9	18.7	0.7	5.7	65.3	6%
4 Nepal	1.1	2.1	48.8	6.5	5.3	63.9	6%
5 Greece		0.0	7.6	22.2	10.0	39.8	4%
6 Guinea	0.0	11.3	22.6	2.9	0.0	36.8	3%
7 Turkey	8.2	11.0	4.4	11.1	1.7	36.5	3%
8 Afghanistan	4.9	9.6	5.6	4.9	5.0	30.0	3%
9 Bangladesh	3.1	4.2	2.2	3.7	16.7	29.8	3%
10 Korea, North	4.9	5.2	4.5	7.6	4.2	26.4	2%
11 Kenya	7.7	3.6	3.4	3.1	7.7	25.5	2%
12 Liberia	1.0	14.6	5.1	4.3	0.3	25.4	2%
13 Somalia	3.1	3.7	3.2	2.9	9.3	22.2	2%
14 Jordan	4.7	4.1	4.6	4.2	4.0	21.5	2%
15 Myanmar	3.2	2.6	6.3	3.4	5.4	20.9	2%
16 Sri Lanka	5.2	3.4	3.1	4.2	4.4	20.3	2%
17 Haiti	6.2	1.1	0.1	7.0	2.0	16.4	2%
18 Iraq	0.5	6.4	2.5	2.8	0.6	12.8	1%
19 Sudan	3.1	4.1	2.6	2.2	0.7	12.6	1%
20 Indonesia	0.8	3.6	1.4	2.1	3.3	11.2	1%
21 Lebanon	1.5	3.4	1.8	1.9	2.4	11.0	1%
22 Nigeria	3.1	1.9	0.8	1.5	3.4	10.7	1%
23 South Sudan	2.0	3.2	1.4	0.8	2.4	9.9	1%
24 Cuba	2.1	0.1		0.2	7.4	9.7	1%
25 Cameroon	0.7	2.3	1.9	2.5	2.2	9.7	1%
26 Ecuador	0.2	0.1	0.2	8.0	0.6	9.2	1%
27 Yemen	0.3	0.6	2.3	1.9	3.4	8.5	1%
28 Ethiopia	1.4	1.0	1.2	2.4	2.1	8.1	1%
29 Italy			2.4	4.0	1.6	8.0	1%
30 Serbia	0.0	3.5	3.5	-0.2	0.8	7.7	1%
Other countries	36.5	39.8	56.2	41.3	35.9	209.6	20%
<b>Total country programmes</b>	<b>194.6</b>	<b>249.3</b>	<b>250.7</b>	<b>189.9</b>	<b>172.5</b>	<b>1,057.0</b>	
Regional programmes	25.1	34.3	33.3	25.4	34.7	152.7	
Global programmes	36.8	28.5	36.9	15.4	32.4	150.1	
<b>Total income</b>	<b>256.5</b>	<b>312.1</b>	<b>320.8</b>	<b>230.7</b>	<b>239.6</b>	<b>1,359.7</b>	
% country programmes	76%	80%	78%	82%	72%	78%	
% regional programmes	10%	11%	10%	11%	14%	11%	
% global programmes	14%	9%	11%	7%	14%	11%	



# Main countries receiving international funding

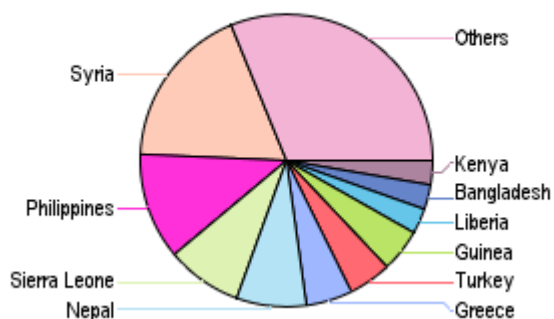
Selected Parameters  
 Year/ Period 2013/1-2017/9998 Project Region \*  
 Refreshed on 21-May-2019 at 10:01

	Country	Humanitarian Response	Thematic	Total	%
1	Syria	139.5	-0.3	139.2	13%
2	Philippines	90.6	8	98.6	9%
3	Sierra Leone	64.4	0.8	65.3	6%
4	Nepal	59.4	4.5	63.9	6%
5	Greece	39.5	0.4	39.8	4%
6	Guinea	36.4	0.4	36.8	3%
7	Turkey	36.5		36.5	3%
8	Afghanistan	0.6	29.4	30.0	3%
9	Bangladesh	21	8.8	29.8	3%
10	Korea, North	5.5	20.9	26.4	2%
11	Kenya	20.5	5	25.5	2%
12	Liberia	21.6	3.8	25.4	2%
13	Somalia	8.9	13.3	22.2	2%
14	Jordan	14.3	7.3	21.5	2%
15	Myanmar	5	15.9	20.9	2%
16	Sri Lanka	11.7	8.6	20.3	2%
17	Haiti	3.6	12.8	16.4	2%
18	Iraq	11.3	1.5	12.8	1%
19	Sudan	8.7	3.9	12.6	1%
20	Indonesia	1.3	9.9	11.2	1%
21	Lebanon	6.1	4.9	11.0	1%
22	Nigeria	6.5	4.2	10.7	1%
23	South Sudan	3.8	6.1	9.9	1%
24	Cuba	9.3	0.4	9.7	1%
25	Cameroon	2.8	6.9	9.7	1%
26	Ecuador	9.1	0.1	9.2	1%
27	Yemen	1.7	6.7	8.5	1%
28	Ethiopia	4	4.1	8.1	1%
29	Italy	7.6	0.5	8.0	1%
30	Serbia	6.8	0.8	7.7	1%
	Other countries	111.2	98.3	209.6	20%

<b>Total country programmes</b>	<b>769.2</b>	<b>287.8</b>	<b>1,057.0</b>
Regional programmes	17.7	134.9	152.7
Global programmes	10.0	140.1	150.1
<b>Total income</b>	<b>796.9</b>	<b>562.8</b>	<b>1,359.7</b>
% country programmes	97%	51%	78%
% regional programmes	2%	24%	11%
% global programmes	1%	25%	11%



Humanitarian Response



Thematic

