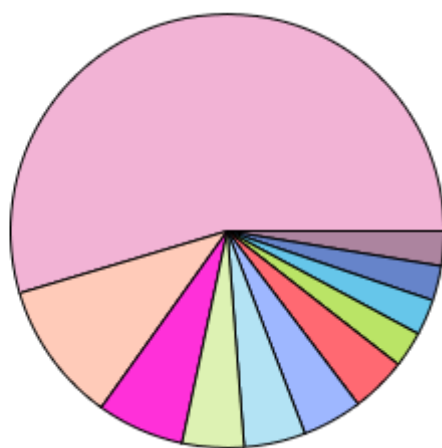
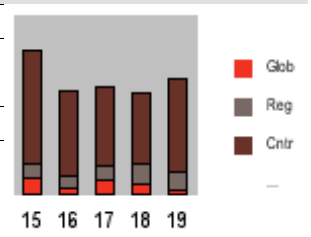


Main countries receiving international funding 2015 - 2019

Selected Parameters
 Year/ Period 2015/1-2019/9998 Project Region *
 Refreshed on 05-Apr-2020 at 10:02

Country	2015	2016	2017	2018	2019	Total	%
1 Syria	29.0	27.5	22.0	13.5	10.1	102.2	11%
2 Nepal	48.8	6.5	5.3	1.6	1.2	63.5	7%
3 Bangladesh	2.2	3.7	16.7	9.4	12.8	44.7	5%
4 Indonesia	1.4	2.1	3.3	20.4	17.5	44.6	5%
5 Greece	7.6	22.2	10.0	2.5	1.3	43.5	4%
6 Congo, Democratic R	0.7	2.1	1.2	11.9	24.5	40.4	4%
7 Guinea	22.6	2.9	0.0	0.1	0.4	26.1	3%
8 Afghanistan	5.6	4.9	5.0	3.2	7.4	26.1	3%
9 Turkey	4.4	11.1	1.7	10.8	-2.8	25.3	3%
10 Sierra Leone	18.7	0.7	5.7	-0.5	0.6	25.2	3%
11 Korea, North	4.5	7.6	4.2	4.3	4.1	24.7	3%
12 Myanmar	6.3	3.4	5.4	5.3	4.2	24.5	3%
13 Kenya	3.4	3.1	7.7	3.8	3.6	21.7	2%
14 Somalia	3.2	2.9	9.3	3.1	2.9	21.4	2%
15 Mozambique	1.1	0.6	0.1	0.0	16.5	18.3	2%
16 Bahamas	0.0		0.0	0.1	16.7	16.7	2%
17 Nigeria	0.8	1.5	3.4	7.6	2.3	15.6	2%
18 Jordan	4.6	4.2	4.0	2.2	0.3	15.3	2%
19 Philippines	3.3	2.0	1.9	4.1	3.7	15.0	2%
20 Yemen	2.3	1.9	3.4	3.2	3.6	14.4	1%
21 Sri Lanka	3.1	4.2	4.4	0.2	1.1	13.0	1%
22 Haiti	0.1	7.0	2.0	0.9	0.5	10.7	1%
23 South Sudan	1.4	0.8	2.4	3.7	2.4	10.7	1%
24 Ecuador	0.2	8.0	0.6	0.1	1.2	10.2	1%
25 Cuba		0.2	7.4	1.0	0.9	9.5	1%
26 Cameroon	1.9	2.5	2.2	1.3	1.5	9.4	1%
27 Liberia	5.1	4.3	0.3	0.3	-0.9	9.2	1%
28 Uganda	-0.3	0.5	1.9	2.2	4.1	8.5	1%
29 Lebanon	1.8	1.9	2.4	0.3	2.0	8.4	1%
30 Pakistan	1.7	1.5	1.3	0.7	3.1	8.3	1%
Other countries	65.0	47.8	37.2	36.8	59.5	246.3	25%
Total country programmes	250.7	189.9	172.5	154.1	206.3	973.5	
Regional programmes	33.3	25.4	34.7	47.1	43.5	183.9	
Global programmes	36.9	15.4	32.4	24.6	10.0	119.2	
Total income	320.8	230.7	239.6	225.8	259.8	1,276.6	
% country programmes	78%	82%	72%	68%	79%	76%	
% regional programmes	10%	11%	14%	21%	17%	14%	
% global programmes	11%	7%	14%	11%	4%	9%	



- Top 10 Countries**
- Others
 - Syria
 - Nepal
 - Bangladesh
 - Indonesia
 - Greece
 - Congo, Democratic Republ...
 - Guinea

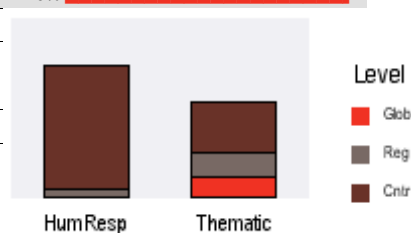
Main countries receiving international funding

Selected Parameters			
Year/ Period	2015/1-2019/9998	Project Region	*

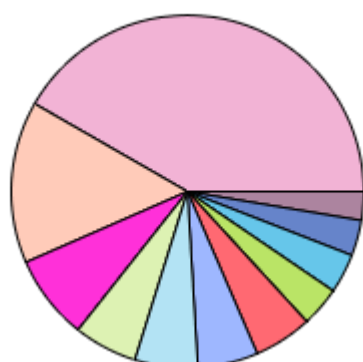
Refreshed on 05-Apr-2020 at 10:02

	Country	Humanitarian Response	Thematic	Total	%
1	Syria	102.2		102.2	11%
2	Nepal	53.5	10	63.5	7%
3	Bangladesh	39.7	5.1	44.7	5%
4	Indonesia	36.7	7.9	44.6	5%
5	Greece	40.1	3.4	43.5	4%
6	Congo, Democratic R	38.1	2.3	40.4	4%
7	Guinea	25.2	0.9	26.1	3%
8	Afghanistan	4.3	21.8	26.1	3%
9	Turkey	24.9	0.3	25.3	3%
10	Sierra Leone	22.5	2.7	25.2	3%
11	Korea, North	7	17.7	24.7	3%
12	Myanmar	5.5	19	24.5	3%
13	Kenya	15.8	5.9	21.7	2%
14	Somalia	9.8	11.6	21.4	2%
15	Mozambique	18	0.2	18.3	2%
16	Bahamas	16.6	0.1	16.7	2%
17	Nigeria	12	3.6	15.6	2%
18	Jordan	5.6	9.7	15.3	2%
19	Philippines	6.8	8.1	15.0	2%
20	Yemen	2	12.3	14.4	1%
21	Sri Lanka	6.8	6.2	13.0	1%
22	Haiti	0.4	10.2	10.7	1%
23	South Sudan	5.6	5.1	10.7	1%
24	Ecuador	9	1.2	10.2	1%
25	Cuba	9.3	0.2	9.5	1%
26	Cameroon	2.1	7.3	9.4	1%
27	Liberia	7.1	2.1	9.2	1%
28	Uganda	4.9	3.6	8.5	1%
29	Lebanon	2.2	6.1	8.4	1%
30	Pakistan	1.7	6.7	8.3	1%
	Other countries	152.2	94.1	246.3	25%

Total country programmes	687.9	285.6	973.5
Regional programmes	51.8	132.1	183.9
Global programmes	0.8	118.4	119.2
Total income	740.6	536.0	1,276.6
% country programmes	93%	53%	76%
% regional programmes	7%	25%	14%
% global programmes	0%	22%	9%



Humanitarian Response



Thematic

