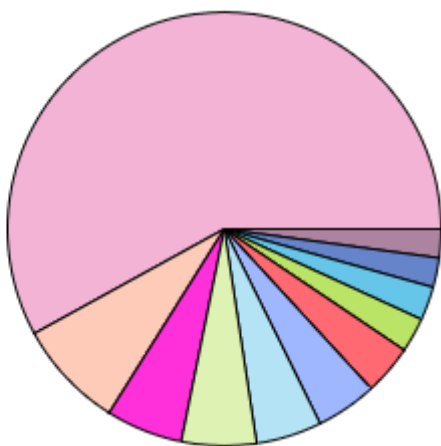
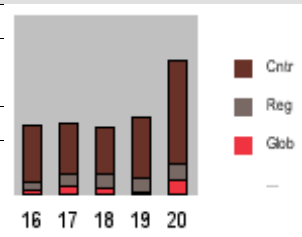


Main countries receiving international funding 2016 - 2020

Selected Parameters			
Year/ Period	2016/1-2020/9998	Project Region	*

Refreshed on 16-May-2021 at 10:01

	Country	2016	2017	2018	2019	2020	Total	%
1	Syria	27.5	22.0	13.5	10.1	13.5	86.7	8%
2	Bangladesh	3.7	16.7	9.4	12.8	18.8	61.4	6%
3	Turkey	11.1	1.7	10.8	-2.8	38.9	59.7	6%
4	Congo, Democratic R	2.1	1.2	11.9	24.5	12.9	52.6	5%
5	Indonesia	2.1	3.3	20.4	17.5	5.5	48.8	5%
6	Greece	22.2	10.0	2.5	1.3	4.1	40.0	4%
7	Bahamas		0.0	0.1	16.7	11.0	27.7	3%
8	Afghanistan	4.9	5.0	3.2	7.4	6.3	26.9	3%
9	Kenya	3.1	7.7	3.8	3.6	5.2	23.5	2%
10	Myanmar	3.4	5.4	5.3	4.2	4.7	22.9	2%
11	Korea, North	7.6	4.2	4.3	4.1	2.5	22.7	2%
12	Philippines	2.0	1.9	4.1	3.7	10.7	22.4	2%
13	Lebanon	1.9	2.4	0.3	2.0	15.2	21.7	2%
14	Somalia	2.9	9.3	3.1	2.9	2.9	21.1	2%
15	Mozambique	0.6	0.1	0.0	16.5	3.5	20.7	2%
16	Venezuela	0.4	0.3	0.3	6.8	12.4	20.3	2%
17	Yemen	1.9	3.4	3.2	3.6	6.9	19.0	2%
18	Nigeria	1.5	3.4	7.6	2.3	3.2	18.1	2%
19	Nepal	6.5	5.3	1.6	1.2	2.0	16.6	2%
20	Italy	4.0	1.6	0.2		8.0	13.8	1%
21	Colombia	0.1	0.4	1.3	5.4	5.9	13.2	1%
22	Jordan	4.2	4.0	2.2	0.3	2.3	13.0	1%
23	Pakistan	1.5	1.3	0.7	3.1	6.3	13.0	1%
24	Ecuador	8.0	0.6	0.1	1.2	2.5	12.5	1%
25	Central African Rep.	0.9	0.3	1.8	4.9	4.4	12.3	1%
26	Haiti	7.0	2.0	0.9	0.5	1.5	12.0	1%
27	South Sudan	0.8	2.4	3.7	2.4	1.9	11.2	1%
28	Sri Lanka	4.2	4.4	0.2	1.1	1.0	11.0	1%
29	Cameroon	2.5	2.2	1.3	1.5	3.5	11.0	1%
30	Uganda	0.5	1.9	2.2	4.1	1.1	9.9	1%
	Other countries	50.5	48.0	34.1	43.4	130.4	306.5	29%
	Total country programmes	189.9	172.5	154.1	206.3	349.1	1,072.0	
	Regional programmes	25.4	34.7	47.1	43.5	55.3	205.9	
	Global programmes	15.4	32.4	24.6	10.0	48.6	131.0	
	Total income	230.7	239.6	225.8	259.8	453.0	1,408.8	
	% country programmes	82%	72%	68%	79%	77%	76%	
	% regional programmes	11%	14%	21%	17%	12%	15%	
	% global programmes	7%	14%	11%	4%	11%	9%	



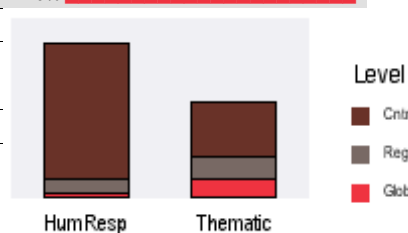
Main countries receiving international funding

Selected Parameters			
Year/Period	2016/1-2020/9998	Project Region	*

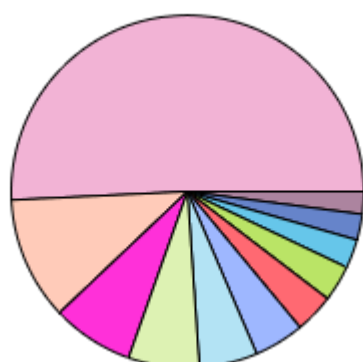
Refreshed on 16-May-2021 at 10:01

	Country	Humanitarian Response	Thematic	Total	%
1	Syria	86.6	0.1	86.7	8%
2	Bangladesh	57.6	3.8	61.4	6%
3	Turkey	25.4	34.3	59.7	6%
4	Congo, Democratic R	49.9	2.7	52.6	5%
5	Indonesia	40.9	7.8	48.8	5%
6	Greece	35.3	4.7	40.0	4%
7	Bahamas	27.5	0.2	27.7	3%
8	Afghanistan	7.9	19	26.9	3%
9	Kenya	18.2	5.4	23.5	2%
10	Myanmar	5.2	17.7	22.9	2%
11	Korea, North	7.3	15.4	22.7	2%
12	Philippines	13.9	8.5	22.4	2%
13	Lebanon	15.8	5.9	21.7	2%
14	Somalia	10.8	10.3	21.1	2%
15	Mozambique	20.3	0.4	20.7	2%
16	Venezuela	11.8	8.4	20.3	2%
17	Yemen	5.6	13.4	19.0	2%
18	Nigeria	13.8	4.2	18.1	2%
19	Nepal	6.5	10.1	16.6	2%
20	Italy	12.7	1.1	13.8	1%
21	Colombia	10.9	2.3	13.2	1%
22	Jordan	3.2	9.8	13.0	1%
23	Pakistan	5.7	7.3	13.0	1%
24	Ecuador	11.1	1.5	12.5	1%
25	Central African Rep.	3	9.2	12.3	1%
26	Haiti	5.2	6.8	12.0	1%
27	South Sudan	6.9	4.2	11.2	1%
28	Sri Lanka	5.9	5.1	11.0	1%
29	Cameroon	2.6	8.3	11.0	1%
30	Uganda	5.7	4.1	9.9	1%
	Other countries	233.6	72.8	306.5	29%

Total country programmes	767.0	304.9	1,072.0
Regional programmes	74.6	131.3	205.9
Global programmes	26.0	104.9	131.0
Total income	867.7	541.1	1,408.8
% country programmes	88%	56%	76%
% regional programmes	9%	24%	15%
% global programmes	3%	19%	9%



Humanitarian Response



Thematic

