

Report 2006-2007



International Federation
of Red Cross and Red Crescent Societies

Disaster Relief Emergency Fund (DREF)

Appeal No. MAA00010

This report covers the period of 01.01.2006 to 31.12.2006 of a two-year planning and appeal process.

In a world of global challenges, continued poverty, inequity, and increasing vulnerability to disasters and disease, the International Federation with its global network, works to accomplish its Global Agenda, partnering with local community and civil society to prevent and alleviate human suffering from disasters, diseases and public health emergencies.



The Peruvian Red Cross distributed mosquito nets and 3,000 calendars containing information on dengue and malaria following the floods in the Tumbes region of northern Peru (March 2006). Peruvian Red Cross.

In brief

Programme Summary:

The trend seen in previous years of a scale up in the use of the Disaster Relief Emergency Fund (DREF) continued in 2006. A total of 101 allocations were made for CHF 11,062,994, which is an increase of 5.5 per cent over 2005. According to the World Disasters Report launched in December 2006, which focused on neglected disasters, the DREF has been increasingly used to support “minor” (forgotten, silent, or small-scale) disasters that often go unnoticed by donors. Allocations for these types of emergencies, for which no emergency appeal is launched, have increased by 440 per cent between 2003 and 2006. In 2006, 51 National Societies benefited from DREF grants for minor emergencies, reflecting the International Federation’s objective to ensure that National Red Cross and Red Crescent Societies have sufficient funds available to respond to emergencies regardless of the size.

The majority of the recorded disaster response operations by National Red Cross and Red Crescent Societies in 2006 were in Asia and in Africa, which were hit by a series of droughts, floods and health emergencies. Half of all allocations and half of the minor emergencies allocations were for African National Societies.

The International Federation is encouraged by the DREF income and recovery (CHF 11.93 million) which exceeded allocations (CHF 11.063 million), resulting in an end-of-year balance of CHF 7.91 million - an increase of CHF 867,000 through the year. Total direct funding (not including recovery),

which stands at CHF 6,471,727 for 2006 is double the 2005 figure, and is up 166 per cent compared to 2003, or 252 per cent compared to the year 2000.

The International Federation carried out a review of DREF in 2006, which, in underlining the importance of the fund for National Societies, recommended that the target of the fund which in 2006 stood at CHF 10 million, be raised to CHF 25 million over three years to support increases in disaster response. A decision was taken to raise the target of the fund in line with the International Federation's strategy of scaling up disaster response capacity, and the appeal for 2007 was consequently revised upwards from CHF 6.5 million to CHF 20 million. The International Federation counts on donor support to allow it to scale up support to National Societies.

The revised financial procedures to automate recovery have had a beneficial impact on both recovery levels and staff time spent on recovery. Reimbursement of allocations stands at CHF 5,409,358. In particular, the DREF benefited from excellent team performance and support from several Secretariat departments and field units, specifically Resource Mobilization, Finance, the Regional Reporting Units (RRU's) and the Regional Finance Units (RFU's). The RRU's and RFU's have maintained and improved reporting levels, despite the significant scale-up of DREF. It is anticipated that this success will continue in 2007 with the implementation of the DREF review recommendations, resulting in an increase in both funding and allocations in line with the Global Agenda to scale-up disaster response.

Needs:

Financial summary	CHF	USD	EUR
Revised Appeal 2006-2007 target	28,500,000	23,437,500	17,592,592
Balance of Fund at 01.01.2006	7,044,923	5,793,522	4,348,718
Total allocations disbursed 2006	11,062,994	9,097,857	6,829,009
Contributions 2006	6,471,727	5,322,144	3,994,893
Reimbursements of allocations	5,409,358	4,448,485	3,339,110
Interest	47,077	38,715	29,060
Total Income 2006	11,928,162	9,809,344	7,363,063
Balance of Fund at 31.12.2006	7,910,090	6,505,008	4,882,772

[Click here to go directly to the attached financial report.](#)

[To see related reports, click on Programme Update no. 1 or Programme Update no. 2.](#)

Goal: National societies benefit from sufficient and immediate funding to allow them to save lives and meet the immediate needs of those affected by disasters in a rapid and effective manner.

No. of people we help: Over 4.8 million people.

Our Partners: All National Societies that request disaster relief assistance.

Current context

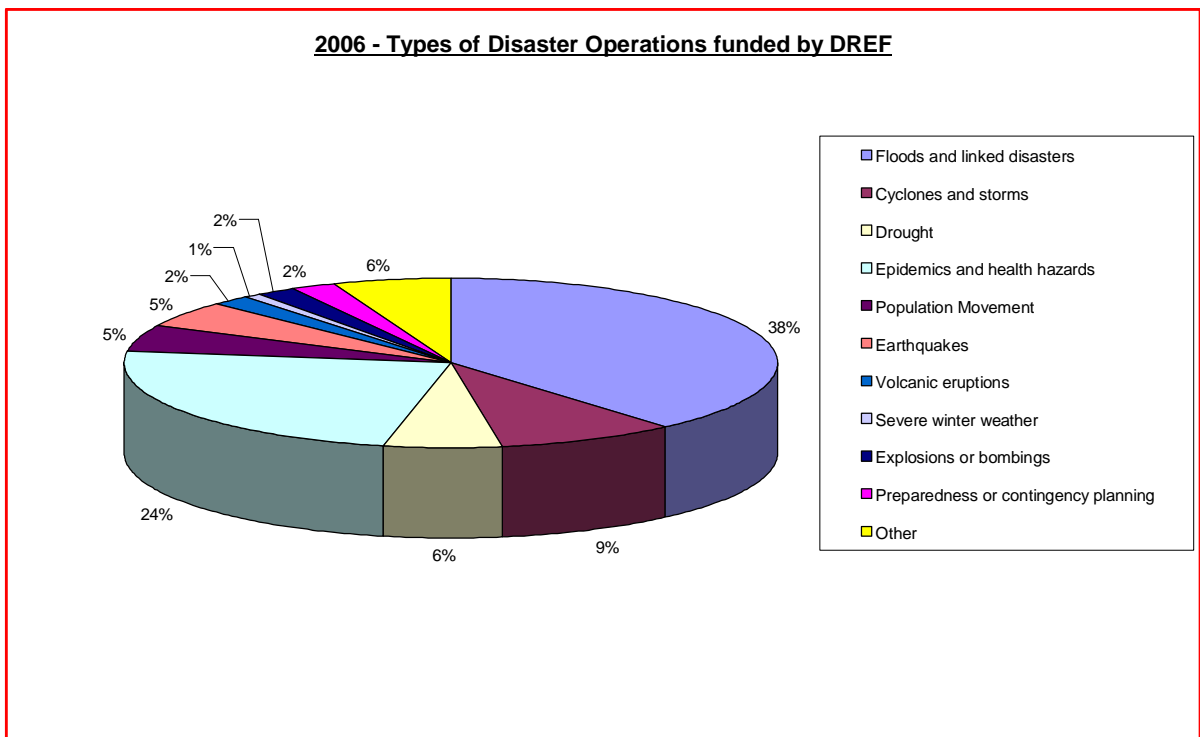
The International Federation's DREF is a vital component of the International Federation's broad strategy to reinforce humanitarian financing for disaster operations, based on a strong Red Cross and Red Crescent network. In addition to international emergency appeals and smaller-scale disasters (both funded by DREF), the largest undeclared value in the International Federation's approach to disaster response are its Red Cross and Red Crescent volunteers, and the contributions of National Societies to regional and international disaster response tools. Through the Federation's network of more than 185 National Societies, the majority of disasters are responded to within the human resource and financial

capacity of the National Societies themselves (assisted by Partner National Societies). National Societies request financial or human resource assistance from the International Federation for less than 25 per cent of emergencies.

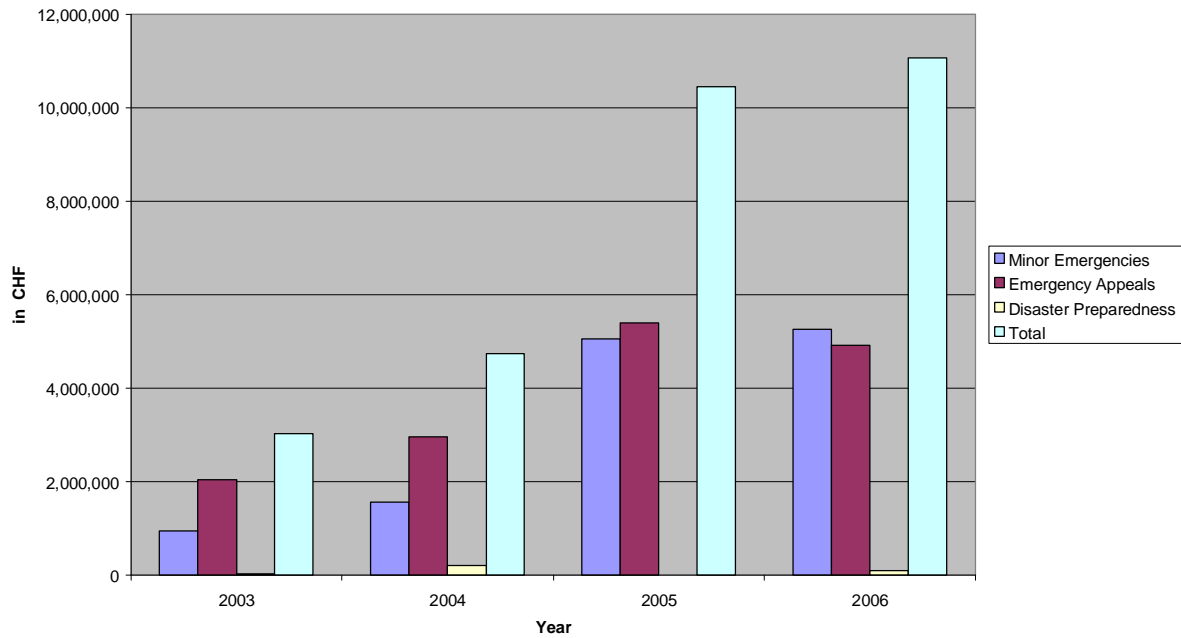
International Federation statistics show that in 2006, 420 emergency response operations were undertaken by National Societies. Two thousand five hundred and eleven national Red Cross and Red Crescent staff participated in these operations supported by 35,479 volunteers, to assist 4,822,822 beneficiaries. Twenty-one Emergency Appeals were launched for a total of CHF 137 million to meet the needs of 3.2 million beneficiaries. Against those appeals, CHF 96 million was received (70 per cent appeal coverage). Additionally, 70 minor emergencies were fully funded by the DREF, with allocations totalling CHF 5.2 million. Since 2003, the International Federation has scaled-up its response to minor or forgotten emergencies from less than CHF 1 million in 2003, to over CHF 5 million in the past two years.

During 2006, allocations made from DREF reflected efforts to respond to major disaster trends encountered over this period. As in 2005, over half of the DREF allocations were made for the Africa region. In 2006, there were fewer hurricanes in the Americas, while Asia suffered from a series of damaging typhoons for which emergency appeals were launched.

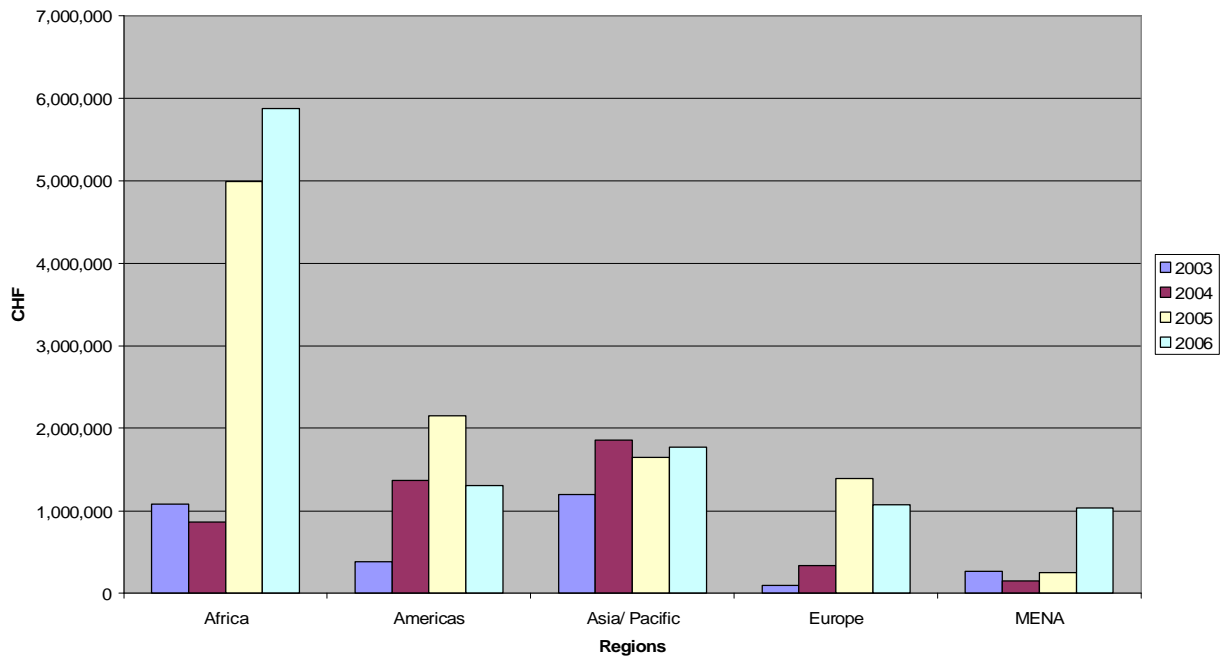
The graphs and tables below capture the widespread geographic distribution of DREF, as well as the range and types of disasters supported:



DREF allocations 2006



Total DREF allocations by region



Progress towards objectives

Objective: All National Societies are aware of DREF, they request for funds to bring rapid disaster response to people affected by large and small-scale disasters, and the Fund is able to respond to all of their requests.

Expected Result: People affected by large and small-scale disasters receive timely assistance from National Societies with the support of DREF.

Africa

During 2006, a total of 55 allocations were made amounting to a total of CHF 5,871,607. A total of 13 allocations were made for Emergency Appeals (CHF 2,877,514), and 42 allocations for smaller-scale emergencies (CHF 2,994,093). The following allocations were made in 2006. Detailed reports are available on the Federation's website at http://www.ifrc.org/where/index.asp?navid=05_01.

Region/Country	Disaster	Amount (CHF)
Kenya	Drought	427,808
Burundi	Refugees	90,525
Zambia	Cholera	50,000
East Africa & Horn	Drought	250,000
Malawi	Floods	99,826
DR Congo	Cholera	49,000
Nigeria	Avian Influenza	100,000
Ethiopia	Drought	200,000
Seychelles	Chikungunya Epidemic	35,518
Kenya	Avian Influenza	21,300
Angola	Cholera	50,166
Namibia	Floods	90,000
Sudan	Cholera	100,000
Rwanda	Drought	180,000
DR Congo	Floods	28,718
Tanzania	Drought	250,000
Burkina Faso	Meningitis	30,000
Zambia	Floods	60,000
Mali	Meningitis	27,000
Mozambique	Cholera	50,000
Angola	Cholera	150,000
Cameroon	Population Movement	35,000
Cameroon	Cholera	38,000
Tanzania	Floods	73,000
Guinea	Cholera	20,000
Uganda	Cholera	35,847
Namibia	Polio	55,247
Tchad	Cholera	15,000
Tanzania	Malaria	42,500
Mauritania	Floods	60,000
Mali	Drought	156,400
Ethiopia	Diarrhoea Outbreak	56,000
Ethiopia	Floods	194,000
Swaziland	Storm	74,250.90
Sudan	Floods	225,015
Burkina Faso	Floods	59,111
Uganda	Floods	41,393
Ethiopia	Floods	100,000
Rwanda	Population Movement	160,000
Gambia	Population Movement	45,000
Côte d'Ivoire	Health Hazard	120,000
Tchad	Floods	90,000
Sierre Leone	Cholera	149,805
Kenya	Floods	150,000

Tanzania	Floods	30,470
Gambia	Fire	20,325
Congo Brazzaville	Floods	145,912
Zambia	Cholera	57,213
Tanzania	Floods	43,000
Kenya	Floods	600,000
Central Africa Region	Population Movement	130,000
Uganda	Cholera	150,000
Burundi	Heavy Rains	62,000
Central Africa Region	Floods	169,213
Nigeria	Oil Pipeline	75,000
Mali	Fire	53,044

Americas

During 2006, 16 allocations were made for a total of CHF 1,208,731. Three allocations were made for Emergency Appeals (CHF 265,000), 12 allocations for smaller-scale emergencies (CHF 943,731) and 1 allocation for preparedness (CHF100,000). The following allocations were made in 2006:

Region/Country	Disaster	Amount (CHF)
Bolivia	Floods	108,000
Peru	Floods	53,300
Ecuador	Floods	80,000
Argentina	Floods	100,000
Surinam	Floods	100,000
Colombia	Floods	160,000
PADRU	Hurricane Season Prep	100,000
Chile	Floods	80,000
Chile	Floods	50,000
Ecuador	Volcano	85,000
Haiti	Tropical Storm	90,000
Panama	Floods	67,922
Panama	Floods	69,509
Jamaica	Floods	25,000
Haiti	Floods	80,000
El Salvador	Seismic Swarm	60,000

Asia Pacific

During 2006 in Asia and the Pacific, 13 allocations were made for a total of CHF 1,243,000. Seven allocations were for Emergency Appeals (CHF 1,013,000), three allocations for smaller-scale emergencies (CHF 230,000) and two allocations to Annual Appeals for Avian Influenza (CHF 530,000). The following allocations were made in 2006:

Region/Country	Disaster	Amount (CHF)
East Timor	Cyclone	200,000
Philippines	Landslides	200,000
Vietnam	Avian Influenza	250,000
China	Avian Influenza	280,000
Myanmar	Cyclone	50,000
China	Typhoon	213,000
India	Floods	100,000
Philippines	Typhoon Xangsane	100,000
Vietnam	Typhoon Xangsane	100,000

Papua New Guinea	Volcano Tavurvur	30,000
Philippines	Typhoon	100,000
Vietnam	Typhoon	100,000
Malaysia	Floods	50,000

Europe

During 2006 in Europe, eight allocations were made for the Europe and the Central Asia region for a total of CHF 1,075,757. One allocation was made for an Emergency Appeal (CHF 168,217), and seven allocations were made for smaller-scale emergencies (CHF 907,540). The following allocations were made in 2006:

Region/Country	Disaster	Amount (CHF)
Belarus, Russian Federation, Ukraine and Moldova	Winter	200,140
Kosovo	Floods	131,250
Serbia & Montenegro	Floods	128,150
Romania	Floods	168,217
Russia	Earthquake	150,000
Ukraine	Floods	98,000
Tajikistan	Earthquake	100,000
Kyrgyzstan	Earthquake	100,000

Middle East and North Africa (MENA)

During 2006 in Europe, eight allocations were made for the MENA region for a total of CHF 1,033,900. Two allocations were made for Emergency Appeals (CHF 600,000), four allocations for smaller-scale emergencies (CHF 183,900) and one allocation to the Palestine Call for Assistance (CHF 250,000). The following allocations were made in 2006:

Region/Country	Disaster	Amount (CHF)
Egypt	Ferry Disaster	50,000
Iraq	Floods	400,000
Yemen	Floods	63,900
Egypt	Avian Influenza	40,000
Egypt	Bomb attacks	30,000
Palestine	Call for Assistance	250,000
Middle East	Humanitarian Crisis	200,000

Conclusion

The more energetic use of DREF over the last three years, particularly to support smaller-scale emergencies, has been a major engine in national society capacity building in disaster response. National and regional disaster response team deployments have increased, as well as the development of skills, volunteer management, deployment protocols, equipment and training. In 2006, DREF was used in two out of three emergencies where regional disaster response teams were deployed.

The International Federation does not access the United Nation's Central Emergency Response Fund (CERF) funds in respect of its unique independent humanitarian status. DREF is the International Federation's emergency response fund and it is complementary to the CERF as the Red Cross Red Crescent mandate in disaster response is complementary to the United Nations' mandate. Donor support to the DREF is therefore essential to allow

the International Federation to support the scale up in disaster response amongst its members.

For further information please contact:

Peter Rees, Head Operations Support Department; email: peter.rees@ifrc.org;
Telephone: +41 22 730 4455; Fax: +41 22 733 0395

To support or find out more about the Federation's programmes or operations, click on www.ifrc.org

International Federation of Red Cross and Red Crescent Societies

MAA00010 - DISASTER RELIEF EMERGENCY FUND

DREF ANNUAL REPORT 2006

Selected Parameters	
Reporting Timeframe	2006/1-2006/12
Budget Timeframe	2006/1-2007/12
Appeal	MAA00010
Budget	APPEAL

All figures are in Swiss Francs (CHF)

I. Consolidated Response to Appeal

	Health & Care	Disaster Management	Humanitarian Values	Organisational Development	Coordination & Implementation	TOTAL
A. Budget		0				0
B. Opening Balance		7,044,923				7,044,923
Income						
<u>Cash contributions</u>						
Australian Red Cross		0				0
British Red Cross		0				0
Canadian Red Cross Society		0				0
Charities Aid Foundation		10,208				10,208
Danish Red Cross		298,379				298,379
Denmark - Private Donors		50,255				50,255
DFID Partnership		503,805				503,805
France - Private Donors		330				330
Great Britain - Private Donors		21,826				21,826
Icelandic Red Cross		191,498				191,498
Irish Government		1,591,000				1,591,000
Japanese Red Cross Society		80,250				80,250
Lichtenstein - Private Donors		69,396				69,396
Luxembourg Red Cross		0				0
Netherlands Red Cross		655,685				655,685
New York Office		122,352				122,352
Norwegian Red Cross		2,194,719				2,194,719
On Line donations		12,167				12,167
Other		-565				-565
Singapore Red Cross Society		1,501				1,501
Swedish Red Cross		170,571				170,571
Switzerland - Private Donors		1,670				1,670
Turkish Govt		184,500				184,500
Unidentified donor		-2,093				-2,093
United States - Private Donors		29,491				29,491
C1. Cash contributions		6,186,948				6,186,948
<u>Outstanding pledges (Revalued)</u>						
Icelandic Red Cross		-66,950				-66,950
Netherlands Red Cross		48,822				48,822
PRM		97,560				97,560
C2. Outstanding pledges (Revalued)		79,432				79,432
<u>Reallocations (within appeal or from/to another appeal)</u>						
DFID Partnership		205,347				205,347
DREF		-5,653,637				-5,653,637
C3. Reallocations (within appeal or from/to another appeal)		-5,448,290				-5,448,290
<u>Other Income</u>						
Interest Paid on General Funds		47,077				47,077
C6. Other Income		47,077				47,077
C. Total Income = SUM(C1..C6)		865,167				865,167
D. Total Funding = B + C		7,910,090				7,910,090

International Federation of Red Cross and Red Crescent Societies

MAA00010 - DISASTER RELIEF EMERGENCY FUND

DREF ANNUAL REPORT 2006

Selected Parameters	
Reporting Timeframe	2006/1-2006/12
Budget Timeframe	2006/1-2007/12
Appeal	MAA00010
Budget	APPEAL

All figures are in Swiss Francs (CHF)

II. DREF Allocations/Reimbursements by Operation

Region	Appeal Code	Appeal Name	DREF Allocations	DREF Reimbursements	Total
AFRICA					
	M04ME030	WEST AFRICA: CIVIL UNREST IN COTE D'	0.00	-15.16	-15.16
	M05EA018	SIERRA LEONE: FLOODS	0.00	-79,046.52	-79,046.52
	M05EA025	SUDAN: ASSISTANCE TO RETURNEES & AFF	0.00	-500,000.00	-500,000.00
	M05ME008	UGANDA: CONGOLESE REFUGEES	0.00	-39,316.66	-39,316.66
	M05ME013	SOUTHERN AFRICA EARTHQUAKE PREPAREDN	0.00	-21.61	-21.61
	M05ME016	ANGOLA - FLOODS 2005	0.00	-17,143.73	-17,143.73
	M05ME020	SENEGAL: CHOLERA	0.00	-2,942.42	-2,942.42
	M05ME021	ANGOLA: MARBURG HAEMORRHAGIC FEVER O	0.00	-113,918.80	-113,918.80
	M05ME025	TANZANIA/ZANZIBAR: FLOODS	0.00	-62.68	-62.68
	M05ME054	SENEGAL: FLOODS 2005	0.00	-4,841.60	-4,841.60
	M05ME067	MALI: YELLOW FEVER	0.00	-26,590.87	-26,590.87
	M05ME068	SUDAN: YELLOW FEVER	0.00	-54.00	-54.00
	M05ME075	TANZANIA: EARTHQUAKE	0.00	-2,144.12	-2,144.12
	MDR62001	CENTRAL AFRICA - CONTINGENCY PLAN. P	130,000.00	0.00	130,000.00
	MDR62002	CENTRAL AFRICA SUB REG FLOODS	169,213.00	0.00	169,213.00
	MDR64001	EAST AFRICA: REGIONAL DROUGHT RESPON	250,000.00	0.00	250,000.00
	MDRA0001	ANGOLA - CHOLERA	200,166.00	0.00	200,166.00
	MDRBF001	BURKINA FASO - MENINGITIS	30,000.00	0.00	30,000.00
	MDRBF002	BURKINA FASO: FLOODS	59,111.00	0.00	59,111.00
	MDRBI001	BURUNDI REFUGEES & IDP RETURNEES	90,525.00	-90,525.00	0.00
	MDRBI002	BURUNDI - HEAVY RAINS	62,000.00	0.00	62,000.00
	MDRCG001	CONGO - FLOODS	145,912.00	0.00	145,912.00
	MDRCI001	COTE D'IVOIRE - HEALTH HAZARD	120,000.00	0.00	120,000.00
	MDRCM001	CAMEROON - POP MVT IN CENTRAL AFRICA	35,000.00	0.00	35,000.00
	MDRCM002	CAMEROON - CHOLERA BAFOUSSAM	38,000.00	-0.90	37,999.10
	MDRET001	ETHIOPIA - DROUGHT	200,000.00	-200,000.00	0.00
	MDRET002	ETHIOPIA: DIARRHOEA OUTBREAK	56,000.00	0.00	56,000.00
	MDRET003	ETHIOPIA: FLOODS	294,000.00	-294,000.00	0.00
	MDRGM001	GAMBIA - POPULATION MOVEMENT	45,000.00	0.00	45,000.00
	MDRGM002	GAMBIA - FIRE	20,325.00	0.00	20,325.00
	MDRGN001	GUINEA - CHOLERA OUTBREAK	20,000.00	0.00	20,000.00
	MDRKE001	KENYA DROUGHT	427,808.00	-427,808.00	0.00
	MDRKE002	KENYA - AVIAN FLU	21,300.00	0.00	21,300.00
	MDRKE003	KENYA - FLOODS	750,000.00	-750,000.00	0.00
	MDRML001	MALI: MENINGITIS	27,000.00	-536.75	26,463.25
	MDRML002	MALI - DROUGHT	156,400.00	-5,094.30	151,305.70
	MDRML003	MALI - FIRE	53,044.00	0.00	53,044.00
	MDRMR001	MAURITANIA - FLOODS	60,000.00	0.00	60,000.00
	MDRMW001	MALAWI - FLOODS	99,826.00	-3,052.55	96,773.45
	MDRMZ001	MOZAMBIQUE: CHOLERA	50,000.00	-1.17	49,998.83
	MDRNA001	NAMIBIA - FLOODS	90,000.00	-6,055.63	83,944.37
	MDRNA002	NAMIBIA - POLIO	55,247.00	0.00	55,247.00
	MDRNG001	NIGERIA - AVIAN INFLUENZA	100,000.00	0.00	100,000.00
	MDRNG002	NIGERIA PIPELINE	75,000.00	0.00	75,000.00
	MDRRW001	RWANDA - DROUGHT	180,000.00	0.00	180,000.00
	MDRRW002	RWANDA - POPULATION MOVEMENT	160,000.00	0.00	160,000.00
	MDRSC001	SEYCHELLES - CHIKUNGUNYA EPIDEMIC	35,518.00	0.00	35,518.00
	MDRSD001	SUDAN - CHOLERA	100,000.00	-100,000.00	0.00
	MDRSD002	SUDAN - FLOODS	225,015.00	0.00	225,015.00
	MDRSL001	SIERRA LEONE - CHOLERA	149,805.00	0.00	149,805.00
	MDRSZ001	SWAZILAND: HAILSTORM	74,250.90	0.00	74,250.90

International Federation of Red Cross and Red Crescent Societies

MAA00010 - DISASTER RELIEF EMERGENCY FUND

DREF ANNUAL REPORT 2006

Selected Parameters	
Reporting Timeframe	2006/1-2006/12
Budget Timeframe	2006/1-2007/12
Appeal	MAA00010
Budget	APPEAL

All figures are in Swiss Francs (CHF)

II. DREF Allocations/Reimbursements by Operation

Region	Appeal Code	Appeal Name	DREF Allocations	DREF Reimbursements	Total
	MDRTD001	CHAD - CHOLERA	15,000.00	0.00	15,000.00
	MDRTD002	CHAD - FLOODS 2006	90,000.00	0.00	90,000.00
	MDRTZ001	TANZANIA - DROUGHT	250,000.00	0.00	250,000.00
	MDRTZ002	TANZANIA - FLOODS	73,000.00	0.00	73,000.00
	MDRTZ003	TANZANIA - MALARIA	42,500.00	0.00	42,500.00
	MDRTZ004	TANZANIA - FLOODS	30,470.00	0.00	30,470.00
	MDRTZ005	TANZANIA - FLOODS SHINYANGA	43,000.00	0.00	43,000.00
	MDRUG001	UGANDA - CHOLERA	35,847.00	0.00	35,847.00
	MDRUG002	UGANDA - FLOODS	41,393.00	0.00	41,393.00
	MDRUG003	UGANDA - CHOLERA OUTBREAK	150,000.00	0.00	150,000.00
	MDRZM001	ZAMBIA CHOLERA	50,000.00	-28.15	49,971.85
	MDRZM002	ZAMBIA - KAZUNGULA FLOODS	60,000.00	0.00	60,000.00
	MDRZM003	ZAMBIA - CHOLERA	57,213.00	0.00	57,213.00
	MDRZR001	DR CONGO - CHOLERA 2006	49,000.00	-8.66	48,991.34
	MDRZR002	DR CONGO - FLOODS	28,718.00	-18.05	28,699.95
		AFRICA	5,871,606.90	-2,663,227.33	3,208,379.57

AMERICAS

	M04ME022	CARIBBEAN: HURRICANE JEANNE	0.00	-24,891.53	-24,891.53
	M05ME031	EL SALVADOR: TROPICAL STORM ADRIAN	0.00	-52,137.14	-52,137.14
	M05ME033	BOLIVIA: SOCIAL UNREST	0.00	-788.10	-788.10
	M05ME036	CHILE: EARTHQUAKE	0.00	-4,894.39	-4,894.39
	M05ME042	CARIBBEAN: HURRICANE DENNIS 2005	0.00	-207,547.05	-207,547.05
	M05ME055	PADRU: HURRICANE SEASON PREPAREDNESS	0.00	-1,027.69	-1,027.69
	M05ME056	BOLIVIA: FIRE SEPTEMBER 2005	0.00	-440.76	-440.76
	M05ME062	COLOMBIA & NICARAGUA. HURRICANE BETA	0.00	-23,284.30	-23,284.30
	M05ME065	COLOMBIA: GALERAS VOLCANO & FLOODS	0.00	-7,646.22	-7,646.22
	M05ME066	HONDURAS: TROPICAL STORM GAMMA	0.00	-3,655.31	-3,655.31
	MDR42001	PADRU - HURRICANE SEASON PREPAREDNES	100,000.00	0.00	100,000.00
	MDRAR001	ARGENTINA: FLOODS	100,000.00	-1,610.42	98,389.58
	MDRBO001	BOLIVIA - FLOODS	108,000.00	-1,168.12	106,831.88
	MDRCL001	CHILE - FLOODS	130,000.00	0.00	130,000.00
	MDRCO001	COLOMBIA - HEAVY RAINS	160,000.00	0.00	160,000.00
	MDREC001	ECUADOR - FLOODS	80,000.00	0.00	80,000.00
	MDREC002	ECUADOR - TUNGURAHUA VOLCANO	85,000.00	-85,000.00	0.00
	MDRHT001	HAITI - TROPICAL STORM ERNESTO	90,000.00	0.00	90,000.00
	MDRHT002	HAITI - FLOODS	80,000.00	-80,000.00	0.00
	MDRJM001	JAMAICA - FLOODS	25,000.00	0.00	25,000.00
	MDRPA001	PANAMA - FLOODS	67,922.00	0.00	67,922.00
	MDRPA002	PANAMA - FLOODS COLON	69,509.00	0.00	69,509.00
	MDRPE001	PERU - FLOODS	53,300.00	-0.74	53,299.26
	MDRSR001	SURINAM - FLOODS	100,000.00	-100,000.00	0.00
	MDRSV001	EL SALVADOR SEISMIC SWARM	60,000.00	0.00	60,000.00
		AMERICAS	1,308,731.00	-594,091.77	714,639.23

ASIA & PACIFIC

	M04ME029	PAPUA NEW GUINEA: MANAM VOLCANO ERUP	0.00	-21.92	-21.92
	M05EA012	PAPUA NEW GUINEA: MANAM & LANGILA VO	0.00	30,000.00	30,000.00
	M05ME028	PACIFIC WATSAN PROJECT	0.00	-134.95	-134.95
	M05ME040	DPR KOREA: FLOODS	0.00	-82,555.55	-82,555.55
	M05ME070	CHINA: JIANGXI EARTHQUAKE	0.00	-1,237.63	-1,237.63
	MAACN001	CHINA	280,000.00	-280,000.00	0.00
	MAAVN001	VIETNAM	250,000.00	-250,000.00	0.00

International Federation of Red Cross and Red Crescent Societies

MAA00010 - DISASTER RELIEF EMERGENCY FUND

DREF ANNUAL REPORT 2006

Selected Parameters	
Reporting Timeframe	2006/1-2006/12
Budget Timeframe	2006/1-2007/12
Appeal	MAA00010
Budget	APPEAL

All figures are in Swiss Francs (CHF)

II. DREF Allocations/Reimbursements by Operation

Region	Appeal Code	Appeal Name	DREF Allocations	DREF Reimbursements	Total
	MDRCN001	CHINA - FLOODS	213,000.00	0.00	213,000.00
	MDRIN001	INDIA: FLOODS	100,000.00	-17,467.59	82,532.41
	MDRMM001	MYANMAR - CYCLONE MALA	50,000.00	-23,161.42	26,838.58
	MDRMY001	MALAYSIA FLOODS	50,000.00	0.00	50,000.00
	MDRPG001	PNG - VOLCANO MOUNT TAVURVUR	30,000.00	0.00	30,000.00
	MDRPH001	PHILIPPINES LANDSLIDES & FLOODS	200,000.00	-200,000.00	0.00
	MDRPH002	PHILIPPINES TYPHOONS	200,000.00	-200,000.00	0.00
	MDRTP001	EAST TIMOR - STORMS & FLOODS	200,000.00	-200,000.00	0.00
	MDRVN001	VIETNAM TYPHOONS	200,000.00	-200,000.00	0.00
		ASIA & PACIFIC	1,773,000.00	-1,424,579.06	348,420.94

EUROPE

	M05EA009	ROMANIA: FLOODS	0.00	-106.59	-106.59
	M05ME027	GEORGIA: FLOODS	0.00	-3,626.88	-3,626.88
	M05ME035	BULGARIA: FLOODS	0.00	-377.21	-377.21
	M05ME039	ROMANIA: FLOODS 2ND 2005	0.00	-288.26	-288.26
	M05ME047	BULGARIA: FLOODS - 2	0.00	-1,847.99	-1,847.99
	M05ME063	RUSSIA: AVIAN INFLUENZA	0.00	-1,038.19	-1,038.19
	M05ME064	KOSOVO: WINTER 2005	0.00	-32,016.12	-32,016.12
	M05ME071	RUSSIA: SPILL OF TOXIC WASTE	0.00	-7,357.80	-7,357.80
	M05ME072	UKRAINE: AVIAN FLU AWARENESS CAMPAIGN	0.00	-113.97	-113.97
	M05ME074	BOSNIA-HERZEGOVINA: WINTER FLOODS	0.00	-0.01	-0.01
	MDR67001	BRUM SEVERE WINTER	200,139.58	0.00	200,139.58
	MDRKG001	KYRGYZSTAN EARTHQUAKE	100,000.00	0.00	100,000.00
	MDRKV001	KOSOVO - FLOODS	131,250.00	-9,786.62	121,463.38
	MDRRO001	ROMANIA: FLOODS	168,217.00	0.00	168,217.00
	MDRRU001	RUSSIA - KORYAKIA EARTHQUAKE	150,000.00	0.00	150,000.00
	MDRTJ001	TAJIKISTAN: EARTHQUAKE	100,000.00	-20,833.33	79,166.67
	MDRUA001	UKRAINE - FLOODS	98,000.00	0.00	98,000.00
	MDRYU001	SERBIA & MONTENEGRO - FLOODS 2006	128,150.00	0.00	128,150.00
		EUROPE	1,075,756.58	-77,392.97	998,363.61

MENA

	MDR81001	HUMANITARIAN CRISIS - MIDDLE EAST	200,000.00	-200,000.00	0.00
	MDREG001	EGYPT - FERRY DISASTER	50,000.00	0.00	50,000.00
	MDREG002	EGYPT - AVIAN FLU	40,000.00	-64.01	39,935.99
	MDREG003	EGYPT - DAHAB TERRORIST ATTACKS	30,000.00	-0.01	29,999.99
	MDRIQ001	IRAQ - FLOODS	400,000.00	-200,000.00	200,000.00
	MDRPS001	PALESTINE CALL FOR ASSISTANCE	250,000.00	-250,000.00	0.00
	MDRYE001	YEMEN - FLOODS	63,900.00	-2.78	63,897.22
		MENA	1,033,900.00	-650,066.80	383,833.20
		TOTAL ALL OPERATIONS	11,062,994.48	-5,409,357.93	5,653,636.55