


# Annual report



International Federation  
of Red Cross and Red Crescent Societies

## Disaster Relief Emergency Fund (DREF)

MAA00010

4 May 2011

This report covers the period 01 January 2010 to 31 December 2010.



In December 2010, volunteers from the Red Cross of Montenegro distributed bottled water by boat to people whose homes had been flooded following widespread floods across the country.

Photo: Montenegro Red Cross

### In brief

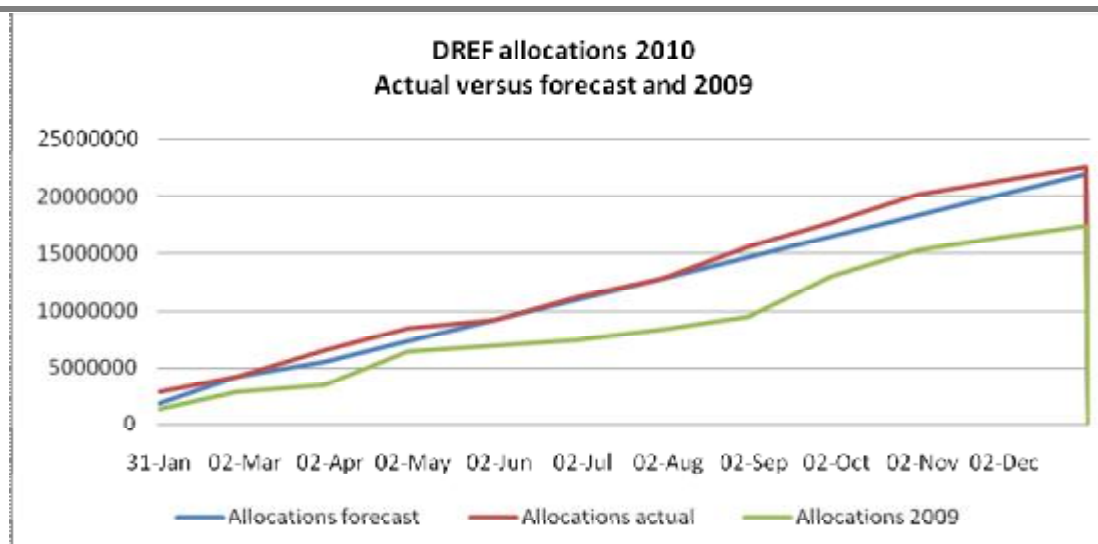
**Programme outcome:** To increase the International Federation of Red Cross and Red Crescent Society (IFRC) to reduce the number of deaths, injuries and the impact of disasters through the timely and adequate financial support for disaster response from the DREF.

#### Programme(s) summary:

Use of DREF 2010	Number	Amount in CHF*	
Total of allocations made	138	22,560,398	
Start-up funding for emergency appeals	25	5,106,634	23%
Grants for DREF-supported operations	113	17,453,765	77%
Total operations*	131		
Recipient National Red Cross Red Crescent National Societies	83		
Total beneficiaries assisted	11,530,920		

\*Some operations received two allocations

The amount allocated by the DREF at 31 December 2010 was 29 per cent higher than in 2009. The increase in the amount allocated is attributable to the increase in grants to small-scale disasters which was 40% higher than in 2009. The amount of loans to emergency appeals, CHF 5.1 million, remained stable compared with 2009. A total of 30 emergency appeals were launched by the International Federation in 2010 and 24 received start-up funding loans from the DREF (one appeal received two allocations).



**Financial situation:** The total revised budget for 2010 is CHF 17,232,951 of which CHF 16,856,220 (98 per cent) covered during the reporting period. The opening balance in the fund was CHF 5,163,369 and the closing balance CHF 5,023,597. Interest paid on the balance of funds amounted to CHF 8,214.

Overall expenditure during the reporting period was CHF 16,795,496. CHF 22,560,398 was disbursed in allocations (100 percent of the revised forecast) while a total of CHF 4,965,297 of DREF loans made in 2010 and previous years was reimbursed to the fund. In addition, a balance of CHF 799,633 in unspent funding allocated as grants was also reimbursed to the fund.

The Secretariat administration and coordination costs for 2010 amounted to CHF 200,523, which represented 86 per cent of revised budget of CHF 232,951.

The original budget for 2010 (CHF 16,197,789) was revised upwards in June 2010 to reflect the revised forecast of allocations, and an increase in coordination costs. The budget for 2011 has also been revised upwards from CHF 17,697,789 to CHF 18,869,555. The revised plan for 2010-2011 can be found on: <http://www.ifrc.org/docs/appeals/annual11/MAA0001011p.pdf>

[Click here to go directly to the financial report:](#)

See also: DREF mid term report July 2010:

<http://www.ifrc.org/docs/appeals/annual10/MAA0001010myr.pdf>

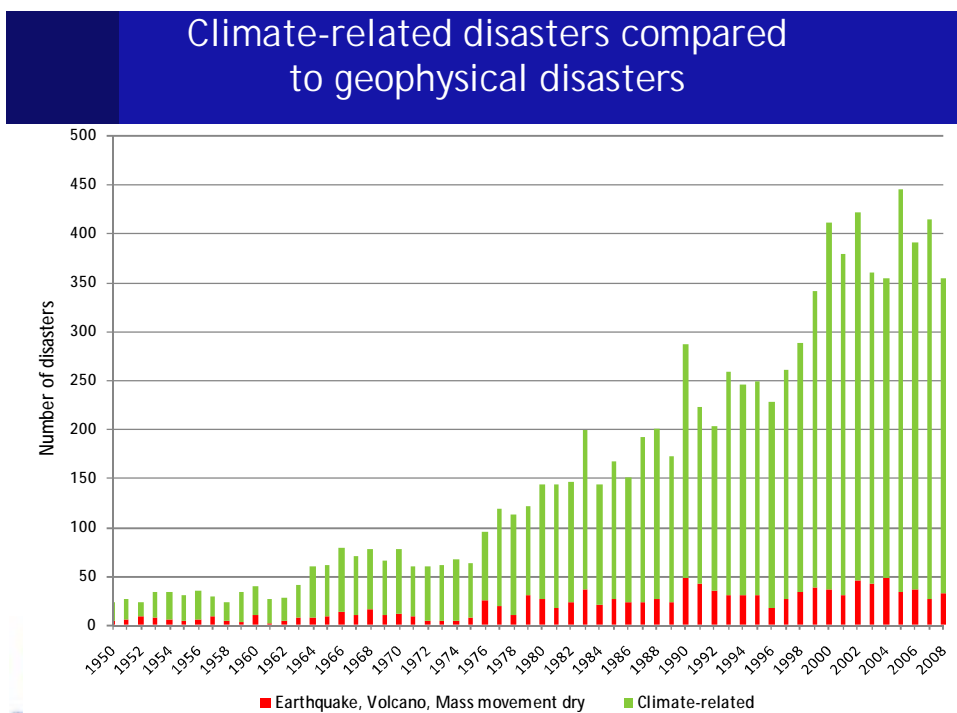
**No. of people we have reached:** The estimated number of beneficiaries assisted through DREF-supported programmes is 11,530,920 in 2010.

**Our partners:** The DREF provides immediate financial support to the National Red Cross and Red Crescent Societies in their response to disasters. In order to dispose of sufficient funds to meet their requests, IFRC relies on a number of Red Cross Red Crescent, government and corporate donors. The list of donor contributions to the DREF appear in the attached financial report.

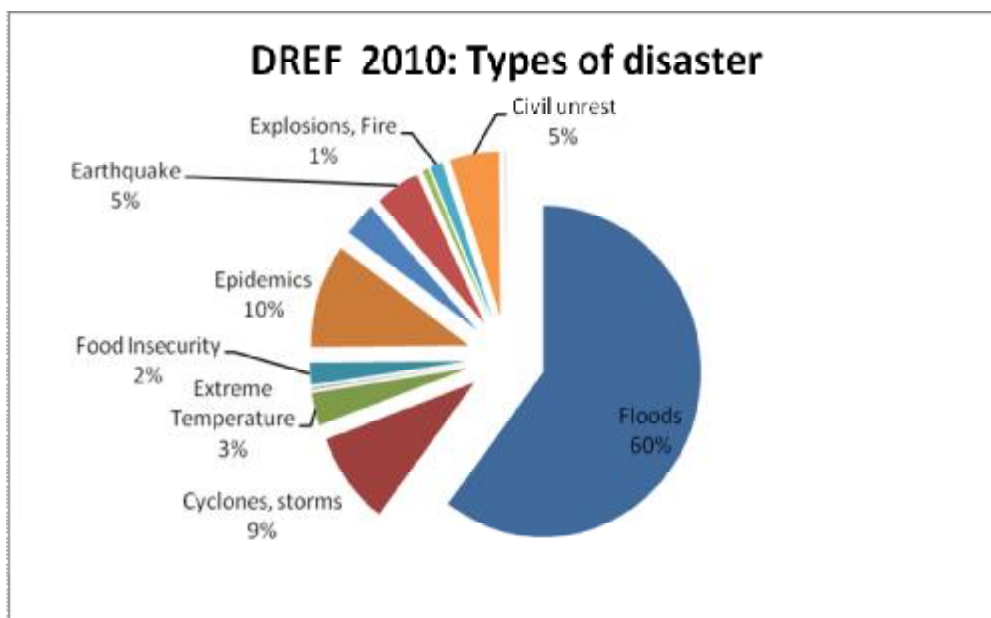
## Context

Although the number of reported disaster events, both from Red Cross Red Crescent statistics and from the Centre for Research on the Epidemiology of Disasters (CRED) were only slightly higher than in 2009, CRED, insurance companies such as MunichRe and the UN International Strategy for Disaster Reduction (ISDR) have announced a record year in 2010 for the cost in lost of life and insured damage. The earthquake in Haiti and the heat wave in Russia led to the highest number of deaths. However, it was floods that affected the highest number of people and the figure was well above the decadal average.

Between the 1970s and 2008, the statistics provided by the CRED show that the average number of reported natural disasters has increased fourfold and that hydrological and meteorological disasters were the main contributors to the upward global trend in natural disaster occurrence observed over the last decades.



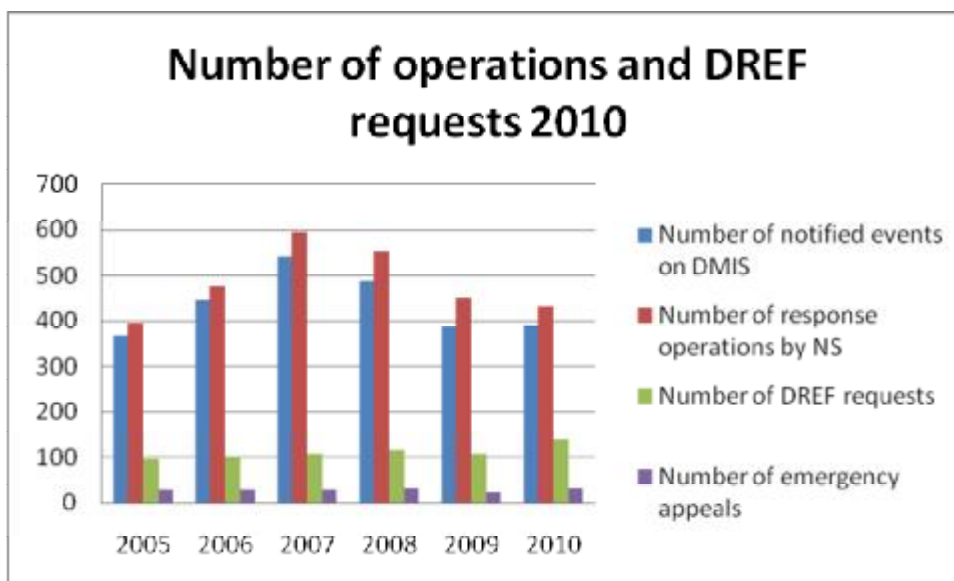
La Niña conditions started developing in June 2010 and have continued through to March 2011 and were in part responsible for the floods in West Africa, Pakistan and for an active Atlantic Hurricane season. Response to floods accounted for 60% of all DREF allocations in 2010 and response to damage caused by storms and cyclones 9%.



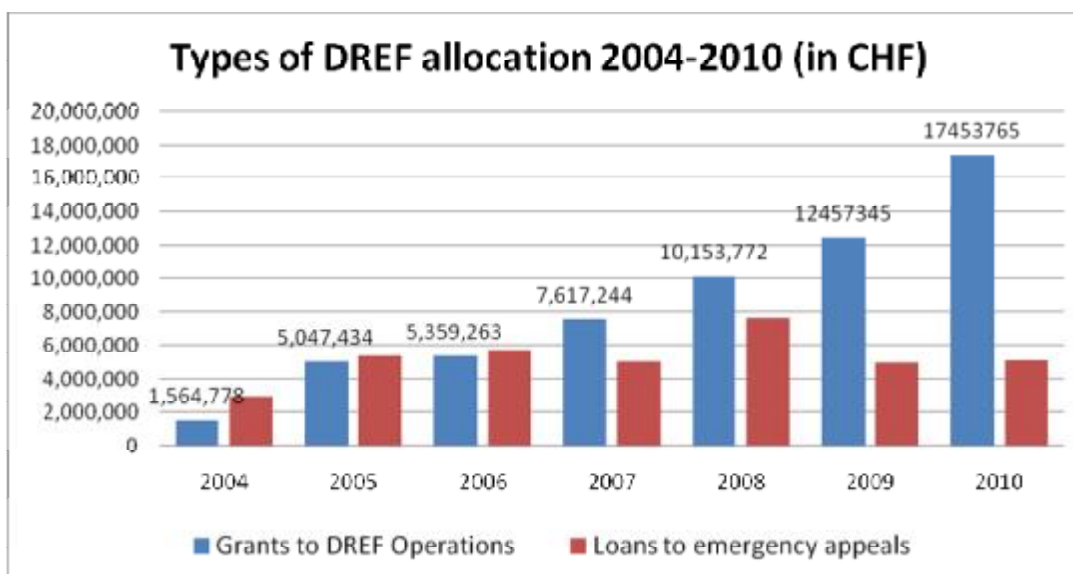
CRED figures also show that small and medium-scale disasters have regularly increased over the last decades. Data collected over the last ten years by BD CATNAT, Ubyrisk Consultants in France suggests that small natural events which cause injury and damage at a local scale (up to 10 people injured and total or partial destruction of up to 100 houses) represent 67% of events reported. Events which cause deaths, injuries and damage over several districts (up to 50 deaths, up to 500 buildings damaged and 500 destroyed) but which are still not classified as a

major disaster, represent another 23% of reported events. These are typically the disasters that National Societies are responding to with financial support from DREF grants.

The year 2010 saw a high number of small- and medium-scale disasters globally to which the National Red Cross and Red Crescent Societies responded. The amount of allocations made as grants by the DREF to support them consequently rose by nearly 30% over 2009.



The trend since 2004 shows a significant increase in the amount allocated as grants, while allocations made as start-up funding loans to larger-scale disasters for which an emergency appeal was launched have not varied greatly during the same period.



The average amount of DREF allocated by grant was in fact lower than in 2009, but the number of grants made increased. The average amount made as loans remained at the same level as in 2009.

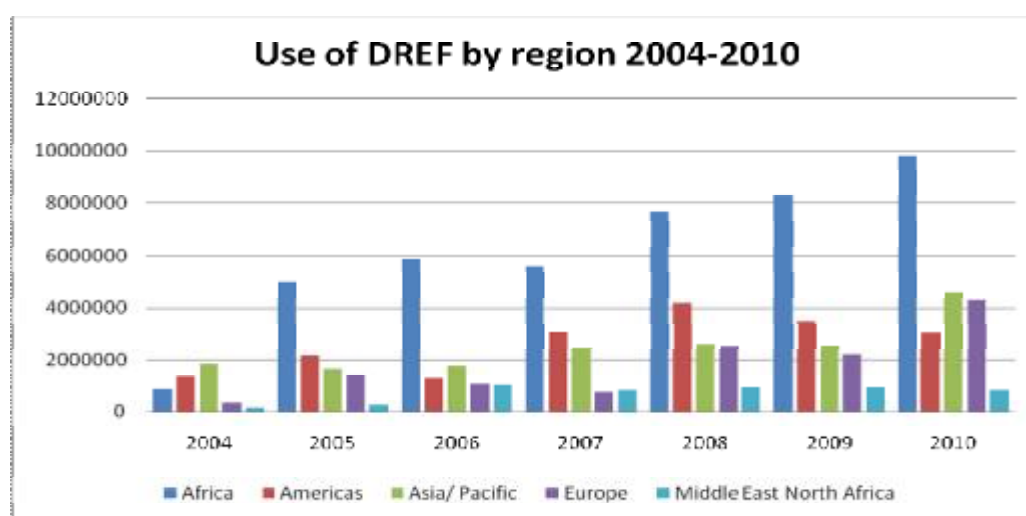
Average amount of DREF allocations in CHF	2008	2009	2010
Loans to emergency appeals	253,591	200,468	204,265
Grants for DREF operations	146,860	168,343	154,280

## Analysis of use of DREF by region

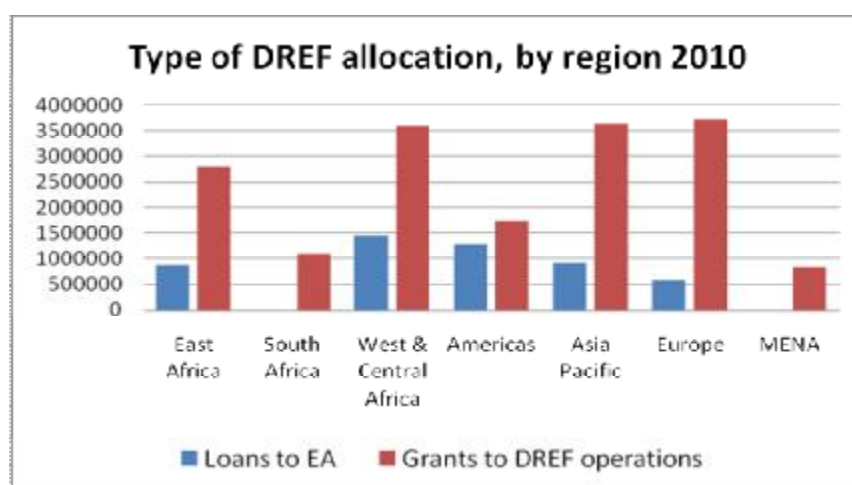
### Average size of DREF by region 2010

Allocations by region	Loans to Emergency Appeals		Grants to DREF operations		Total amount allocated in CHF	Number of Beneficiaries
	# allocs	Average amount CHF	# allocs	Average amount CHF		
Africa	9	258,125	44	170,388	9,820,253	10,035,930
Americas	8	161,202	21	83,080	3,034,299	115,850
Asia Pacific	5	183,984	16	228,272	4,572,273	342,065
Europe & Central Asia	3	191,324	26	143,041	4,313,033	1,007,197
MENA	0	0	6	136,757	820,540	22,375
<b>Total</b>	<b>25</b>	<b>204,265</b>	<b>113</b>	<b>154,280</b>	<b>22,560,398</b>	<b>11,523,417</b>

The higher number of beneficiaries of DREF-supported programmes in Africa and Europe and Central Asia was due to the high number of people reached through epidemic awareness and vaccination campaigns.



As in previous years, African National Societies were the biggest users of DREF with 44 per cent to the total allocated. There was an increased use of DREF by National Societies in the Asia Pacific and Europe and Central Asia regions, in particular the number of grant allocations. In the past, National Societies in Asia Pacific made more use of start-up funding loans for emergency appeals than of grants for DREF operations, but this trend was reversed in 2011.



### Africa

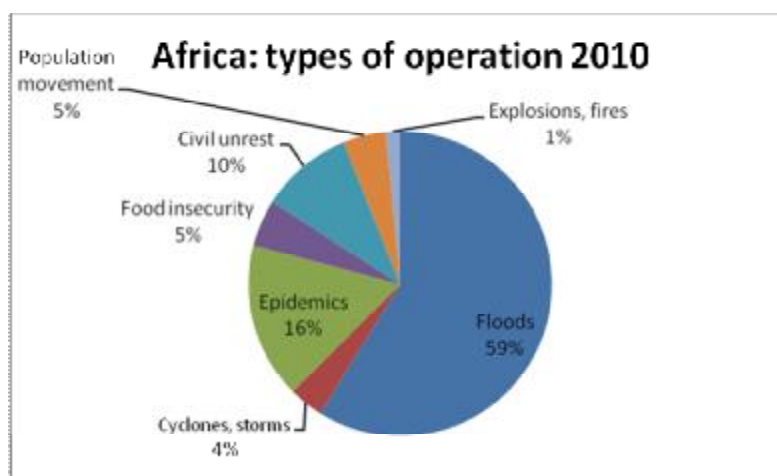
Allocations for West and Central Africa amounted to CHF 5 million, 22 per cent of the total funds allocated by DREF in 2010, with CHF 3.3 million to support response to the floods which

affected many countries in the region between July and November. Seasonal regional rainfall forecasts given in early summer 2010 by the African Centre for Meteorological Applications and Developments (ACMAD) indicated that the highest rainfall was expected over Senegal, south west Mauritania, the Gambia, Guinea Bissau and northern part of Guinea Conakry. The forecasts proved accurate and National Societies were able to prepare for flooding, and requested support from the DREF to replenish stocks and finance the response operations. The flooding also affected other Sahel countries such as Burkina Faso and Chad, for which emergency appeals were launched, and Mali and Niger, where the torrential rain had devastating effects on vulnerable people suffering from severe food insecurity.

CHF 2.3 million was allocated in 12 allocations to support response to flood operations in East Africa during the first six months of 2010, and emergency appeals were launched to support National Society response in Tanzania and Sudan.

Use of DREF Africa by region	Loans Emergency Appeals	Grants DREF operations	Total DREF allocated
East Africa	873,023	2,800,663	<b>3,673,686</b>
Southern Africa	0	1,096,365	<b>1,096,365</b>
West and Central Africa	1,450,106	3,600,028	<b>5,050,134</b>
<b>Total</b>	<b>2,323,129</b>	<b>7,497,124</b>	<b>9,820,253</b>

A total of CHF 1.6 million was allocated by the DREF to African National Societies to support their response to epidemics. In 2010, the Federation supported training of regional health professionals and National Society staff in using the Epidemic Control Manual for Volunteers. In four countries, Malawi (measles) Gabon (Chikungunya), Uganda (cholera) and Republic of Congo (polio), the training was given to National Society staff and volunteers during a DREF-supported operation to limit the spread of the epidemics. In other countries, trained health specialists were able to facilitate the training during DREF operations.



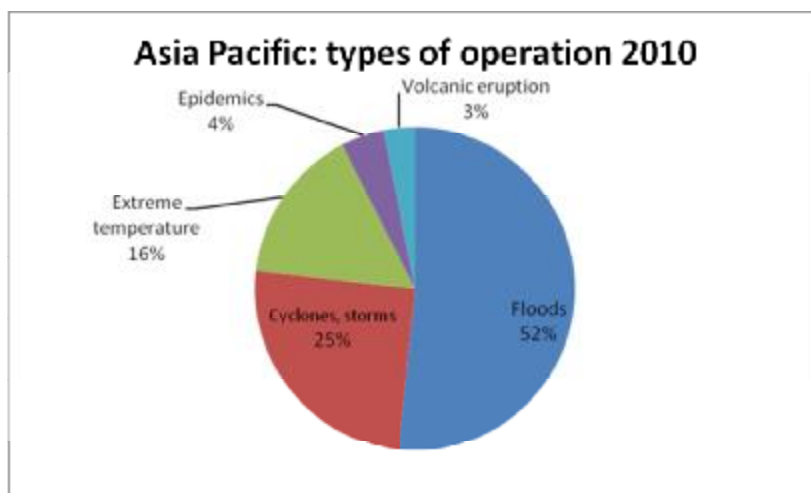
### Asia Pacific

Use of DREF Asia Pacific by region	Loans Emergency Appeals	Grants DREF operations	Total DREF allocated
East Asia	100,000	1,272,342	<b>1,372,342</b>
South Asia	450,000	1,405,176	<b>1,855,176</b>
South-East Asia	369,919	749,860	<b>1,119,779</b>
Pacific	0	224,976	<b>224,976</b>
<b>Total</b>	<b>919,919</b>	<b>3,652,354</b>	<b>4,572,273</b>

The majority of DREF allocations for the Asia Pacific region were to support response to weather-related events and in particular to floods which affected countries in the three regions of Asia with Pakistan, with an estimated 20 million people affected, India, China, Democratic Peoples Republic of Korea, Thailand and Vietnam. Cyclones and storms affected the Pacific

islands and Myanmar, the Philippines and Bangladesh. Emergency appeals were launched for Pakistan, Vietnam and the Philippines.

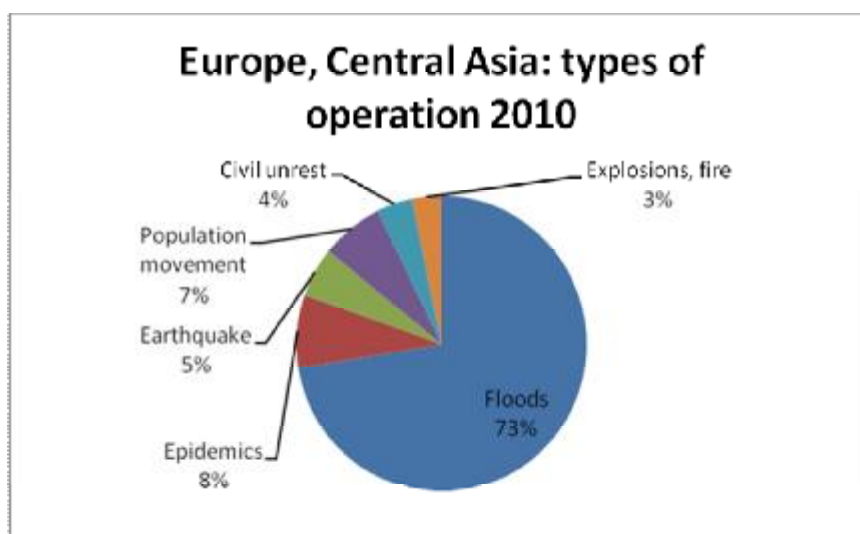
A cold wave hit Bangladesh in January and the widespread effects of the severe winter in Mongolia led to a DREF operation and later an Emergency Appeal. An appeal was also launched to support the Nepal Red Cross Society to limit the spread of an outbreak of Acute Watery Diarrhoea.



### Europe and Central Asia

Use of DREF Europe and Central Asia by region	Loans Emergency Appeals	Grants DREF operations	Total DREF allocated
Central Europe, Southern Caucasus	102,347	1,999,785	2,102,132
BRUM (Belarus, Russian Fed.,Ukraine, Moldova)	0	738,130	738,130
Central Asia	471,625	1,001,146	1,472,771
<b>Total</b>	<b>573,972</b>	<b>3,739,061</b>	<b>4,313,033</b>

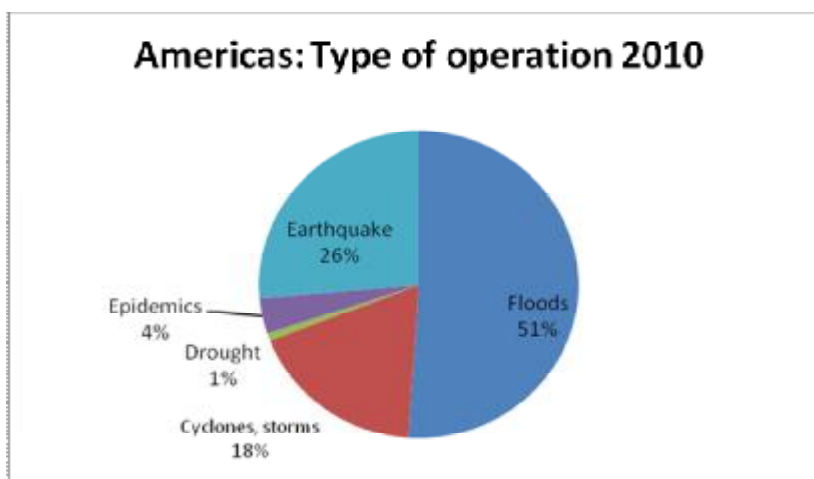
The DREF allocated CHF 4,313,033 to support operations by National Societies in Europe and Central Asia region of which 73 per cent were in response to floods. Countries in the Balkans and Central and Eastern Europe were widely affected by floods during the second half of the year, while floods and landslides also affected several countries in central Asia. The campaigns for the vaccination of children under five following the outbreaks of wild polio virus in Tajikistan and Kyrgyzstan allowed National Societies to immunize nearly 900,000 children.



## Americas


Use of DREF Americas by region	Amount Emergency Appeals	Amount DREF operations	Total DREF allocated
Central America	334,109	728,124	1,062,233
Caribbean	630,505	267,825	898,330
South America	325,000	748,736	1,073,736
<b>Total</b>	<b>1,289,614</b>	<b>1,744,685</b>	<b>3,034,299</b>

The same number of allocations were made to National Societies in the Americas region as the Europe and Central Asia region, but the amounts were on average much smaller, which accounts for the lower amount of DREF allocated to the Americas in 2010. The total amount allocated was only slightly lower than in 2009.



Response to the two major earthquakes in Haiti and Chile at the beginning of 2010 mobilized both regional and international resources. Later in the year, Haiti, and the Caribbean generally, were happily spared the worst of the rainfall caused by the most active hurricane season since 2005, as the majority of the storms moved from the mid to the north Atlantic and the heaviest precipitations occurred over the open waters north of Puerto Rico. Heavy flooding did affect countries in central and southern America, and the majority of DREF funding was used to support response by twenty National Societies to storm and flood damage.

### Atlantic 2010 Hurricane Season, total rainfall (TRMM, NASA)



## Middle East North Africa

Use of DREF Middle East North Africa by region	Loans Emergency Appeals	Grants DREF operations	Total DREF allocated
Middle East	0	91,972	91,972
North Africa	0	728,568	728,568
<b>Total</b>		<b>820,540</b>	<b>820,540</b>

Response to flooding also led to five of the six allocations made to National Societies in the Middle East and North Africa region, for Egypt and Palestine, and three allocations which were made to the Moroccan Red Crescent.

## Progress towards outcomes

**Outcome 1:** Improved capacity of the DREF to meet the requests of support from National Red Cross and Red Crescent Societies

**Achievements** The DREF was able to meet the increase in requests for financial support from National Societies in 2010, due to the support it received from donors.

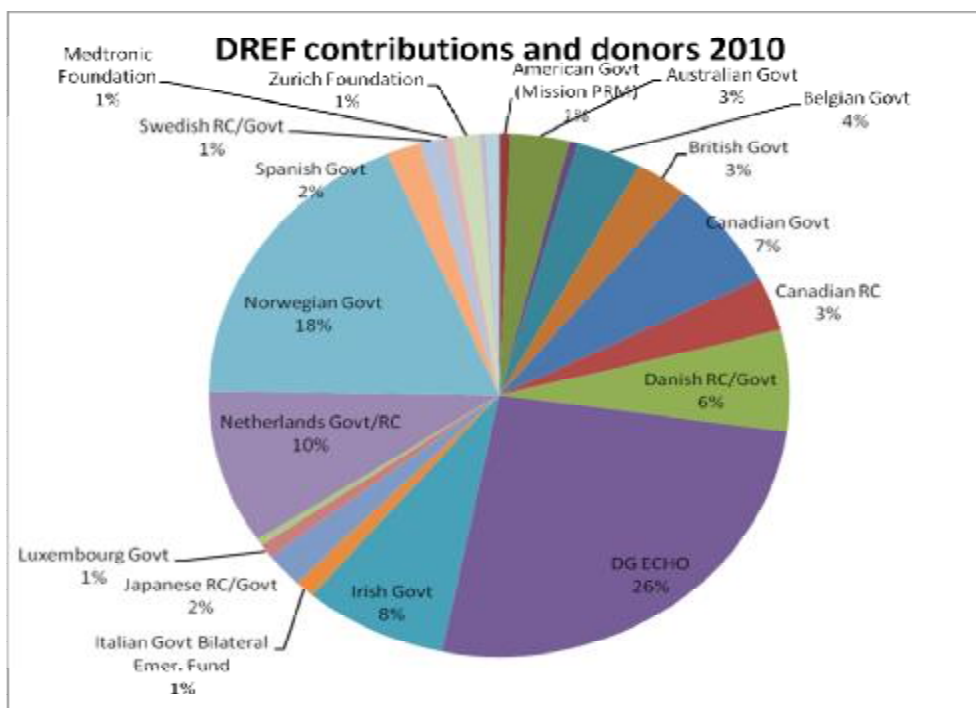
Contributions to the DREF in 2010 totalled CHF 16,863,442, against the revised appeal target of CHF 17.2 million. This is an increase of 27% over the amount received in 2009. However, given the increase in the amount of grants made in 2010, maintaining the working balance of the DREF at the target level of CHF 5 million was a challenge.

The Norwegian Government contributed CHF 3.15 million to the DREF appeal, the Irish Government CHF 1.36 million and the Danish Government CHF 1 million. The other major contributions were made as replenishments to the DREF for specific grants allocated to DREF operations. These replenishments represent 60 per cent of the total amount of the grants allocated, which is double the amount in 2009. The major donors replenishing the DREF for specific grants are DG ECHO, CHF 4.42 million; the Netherlands Government, CHF 1.63 million; Canadian CIDA and Canadian Red Cross, CHF 1.71 million; the Belgian Government, CHF 625,000; the Australian Government, CHF 562,000 and the Italian Government, CHF 197,000. The largest corporate donors to DREF are Z Zurich Foundation CHF 250,000 and Medtronic CHF 100,000.

At the beginning of March 2010, five National Society representatives from the major donor countries to DREF, Norway, the Netherlands, Denmark the UK and Canada, attended the first meeting of the DREF advisory group. The objectives of the group are:

- To promote DREF as one of the Federation's strategic tools for disaster response and ensure its coherence and integration with other Federation disaster response mechanisms.
- To support the efficient, coherent and sustainable development of the fund.

Some concrete recommendations from the group are being taken forward by the DREF management. These include advice on clarifying the criteria for the allocation of DREF, which will be piloted in 2011 and new reporting templates which will encourage National Societies to focus on accountability to beneficiaries and provide more evidence-based reports.



In October 2010, the Secretariat organized a DREF donor meeting which was attended by around 50 representatives of donors, partner National Societies and of the Geneva missions. The meeting provided a forum for consultation with donors and an opportunity to discuss themes and trends based on the use of DREF and, in particular, the increase in small- and medium-sized disasters. The participants advised the Secretariat to base any increase in the size of the DREF on an equivalent increase in needs and indicated that they would be willing to step up their support in relation to the evolution of those needs. This flexibility of donors and long-term funding agreements are extremely important in allowing Secretariat to manage the fund in a longer term perspective and in maintaining the working balance of the DREF.

**Constraints or Challenges** The percentage of loans made as start-up funds to emergency appeals which were reimbursed to the DREF was 65 per cent, which is low in comparison to the target of 90 per cent reimbursement. Loans are reimbursed when 150 per cent of the amount of the allocation is received in unearmarked funding to the emergency appeal. The very low funding for emergency appeals for West and Central Africa, with the exception of the food security appeals for Niger and Chad, led to a CHF 1 million shortfall in reimbursements. The lack of funding for emergency appeals launched for Africa generally leads to higher requests for DREF grants: CHF 2.7 million for response to floods in West and Central Africa alone.

#### Reimbursement of Loans to Emergency appeals by region

	Loans to EA	Reimbursed	
East Africa	873,023	526,078	60%
South Africa	0	0	
West & Central Africa	1,450,106	480,862	33%
Americas	1,289,614	1,289,614	100%
Asia Pacific	919,919	719,919	78%
Europe	573,972	300,000	52%
MENA	0	0	
<b>Total</b>	<b>5,106,634</b>	<b>3,316,473</b>	<b>65%</b>

**Outcome 2** : DREF funds are used in a timely manner by National Societies to prepare for imminent crises and mitigate their impact on vulnerable communities, and respond to and effectively cope with their consequences.

**Achievements** During 2010, a number of National Societies requested a DREF allocation to allow early action to reduce injuries and damage from an identified

imminent crisis, other than response to limit the effects of epidemics on exposed populations.

The National Societies in Sudan, Burundi and Ethiopia requested funding from DREF to prepare for possible civil unrest during national elections. The allocations made allowed the National Societies to train and equip volunteers in First Aid in all areas of the country, carry out simulation exercises and prepare contingency plans with partners such as the ICRC and the government to clarify the roles of each actor.

<http://www.ifrc.org/docs/appeals/10/MDRSD00801.pdf>

<http://www.ifrc.org/docs/appeals/10/MDRBI005.pdf>

<http://www.ifrc.org/docs/appeals/10/MDRET008.pdf>

In South Africa, an allocation was made to allow the National Society to carry out activities to reduce the risk and effects of civil unrest and urban violence immediately following the soccer World Cup. Prior to the event and throughout 2010, various informed sources predicted a likelihood of civil unrest and violence toward foreign nationals living in the country.

<http://www.ifrc.org/docs/appeals/10/MDRZA00401.pdf>

The polio vaccination campaigns in Central Asia also show how DREF can support National Societies to take early and rapid action to avoid the spread of epidemics.

<http://www.ifrc.org/docs/appeals/10/MDRTJ009do.pdf>

<http://www.ifrc.org/docs/appeals/10/MDRKG006du1.pdf>

The operation carried out in Cameroon in February 2010 to vaccinate children under five against measles in the Langui refugee camp in Cameroon provides another example of DREF supporting a National Society to take timely action to reduce the effects of an epidemic.

<http://www.ifrc.org/docs/appeals/10/MDRCM008dfr.pdf>

**Outcome 3:** National Societies receive timely financial support from DREF to assess needs, respond rapidly to disasters and benefit from the deployment of national, regional and international assets as necessary to meet the needs of those affected.

## Achievements

### Timeliness of DREF response

The Secretariat has kept a record of the time between the disaster or declaration of emergency until the DREF approval. The average response time from the disaster to the DREF approval, calculated from 85 sudden onset or small-scale disasters in 2010, was 7 days. For large-scale sudden onset disasters such as the earthquakes in Haiti and Chile, the request for DREF was generated and approved within one day. For epidemic operations and some slowly evolving flood situations, it is difficult to be accurate about when the humanitarian needs have reached emergency level and therefore to measure the speed of the request.

It is also clear that strong National Societies are able to submit quality draft proposals which can be approved quickly. They have trained staff and volunteers who can carry out emergency needs assessments, have contingency and preparedness plans which allow rapid action in responding to emergency needs and in submitting a request for DREF. Conditions can vary considerably from country to country both within the National Society and the communities, for example in communication and organization. Therefore the International Federation's first priority in reducing response time is to build the preparedness capacity of National Societies and that of the communities at risk.

### DREF reporting

The Secretariat has recorded data since 2008 on the timeliness of DREF final reports and the quality of the information they contain. While there is still room for improvement, the timeliness and quality have improved over the last three years. Fifty-two per cent of reports are posted before the due date and sixty-two percent within four weeks of the due date. Those reports that are late are often due to lack of capacity in financial and narrative reporting, and the capacity building efforts should also consider strengthening reporting skills in National Societies.

## **Supporting needs assessments**

When capacity is weak, it may take some time to carry out a needs assessment linked to a plan of action with a budget, on which to base the DREF request. One way to reduce the time of response is for the National Society to request an initial allocation to cover the costs of emergency relief distributions, and, if necessary with the assistance of regional resources, to carry out a consultation with those affected on how best to meet their needs, and then make a second request to cover the costs of the full plan of action.

This was the case in Mongolia at the beginning of the year when the country was hit by an extreme cold wave. A needs assessment was carried out during an initial emergency relief distribution and a second allocation requested to cover the costs of the full relief operation: <http://www.ifrc.org/docs/appeals/10/MDRMN003FR.pdf>

The response to floods in Brazil in April also followed this process and the DREF request was made in two stages: <http://www.ifrc.org/docs/appeals/rpts10/MDRBR005dfr.pdf>

When Tropical Storm Matthew formed in the Caribbean on 23 September, a small DREF allocation was made one day later to cover the costs of deploying two Regional Intervention Team (RIT) members to Nicaragua and Honduras which were the first countries affected by the storm, in order to carry out immediate damage and needs assessments.

<http://www.ifrc.org/docs/appeals/rpts10/MDR43006dfr.pdf>

## **Beneficiary consultation**

In addition to beneficiary consultation during needs assessments, the Secretariat encourages National Societies to include the costs of evaluations and beneficiary satisfaction surveys in the budget of DREF operations. The Zone office of the Federation in Budapest supports National Societies to carry out beneficiary satisfaction surveys following relief operations, which allow them to adapt and base their future response on lessons learned. Surveys were carried out following the operations in Albania and Montenegro in response to floods.

<http://www.ifrc.org/docs/appeals/10/MDRAL002dpfr.pdf>

<http://www.ifrc.org/docs/appeals/10/MDRME002fdr.pdf>

A beneficiary satisfaction consultation was also carried out following the distribution of warm clothing in response to the cold wave which hit Bangladesh in January.

[http://www.ifrc.org/docs/appeals/10/DREF\\_MDRBD005\\_fr.pdf](http://www.ifrc.org/docs/appeals/10/DREF_MDRBD005_fr.pdf)

## **DREF audit**

An audit of the use of DREF was commissioned and carried out in 2010 and the report was made available to the Secretariat in December. This was a specified procedures audit of the use of DREF in line with DREF procedures and the Secretariat's financial procedures which, in addition to drawing conclusions as to the impact and efficiency of the DREF program, evaluated the strategic use of DREF and the ability of DREF requestors to accurately estimate and report on expenditure.

The audit provided positive general appreciation of the performance and management of the fund and eleven main recommendations to the Secretariat. The report states that the systems and procedures in place are generally appropriate but makes recommendations to improve compliance with these existing DREF, finance and reporting procedures. Follow-up has been included in a work-plan for the Secretariat, while other recommendations are already being integrated into revised procedures and criteria. The intention is to provide more transparency and consistency around approval of DREF requests and to improve the timeliness of DREF requests and reporting, while preserving the simplicity of the DREF procedures.

## **Working in partnership**

The DREF supports National Red Cross and Red Crescent Societies to bring assistance to vulnerable people affected by disasters. With national networks of staff and volunteers they are well placed to carry out their mandate of providing humanitarian assistance at the local and national level. They work in partnership with their national authorities and other organizations to

ensure that assistance is given as rapidly and extensively as possible. These partnerships are mentioned in DREF reports.

All DREF reports can be accessed on: [www.ifrc.org/dref](http://www.ifrc.org/dref) - Latest allocations

## Contributing to longer-term impact

Capacity building of National Societies to allow them to respond to disasters and report on their operations more efficiently is a priority for the International Federation, both the Secretariat and partner National Societies. Through DREF-supported operations, the needs for investment in preparedness and longer-term capacity building can be made clearer to partners. This is particularly true for recurrent or seasonal disasters to which the National Societies respond with support from the DREF, where timely investment in preparedness and risk reduction measures can reduce the effects of the events on vulnerable people and assist them to build their own resilience to these hazards. The DREF advisory group members have noted the need to build on learning from response to recurrent disasters, and to invest in preparedness in order to reduce their impact.

## Looking ahead

As part of the DREF advisory group work plan, and in follow-up to the audit recommendations, in 2011 the Secretariat will promote close monitoring of compliance with DREF procedures and provide support where possible to improve the capacity of National Societies. The priority areas for development are beneficiary consultation and needs assessment, quality and impact of operations and the quality and timeliness of reporting.

***All Federation assistance seeks to adhere to the [Code of Conduct for the International Red Cross and Red Crescent Movement and Non-Governmental Organizations \(NGO's\) in Disaster Relief](#) and is committed to the [Humanitarian Charter and Minimum Standards in Disaster Response \(Sphere\)](#) in delivering assistance to the most vulnerable.***

The IFRC's vision is to inspire, encourage, facilitate and promote at all times all forms of humanitarian activities by National Societies, with a view to preventing and alleviating human suffering, and thereby contributing to the maintenance and promotion of human dignity and peace in the world.

The IFRC's work is guided by Strategy 2020 which puts forward three strategic aims:

1. Save lives, protect livelihoods, and strengthen recovery from disaster and crises.
2. Enable healthy and safe living.
3. Promote social inclusion and a culture of non-violence and peace.

### Contact information

For further information specifically related to this report, please contact: **Elizabeth Soulié (Senior Officer DREF)**  
email: [elizabeth.soulie@ifrc.org](mailto:elizabeth.soulie@ifrc.org); phone: +41 22 730 4479; and fax: +41 22 733 0395.

# International Federation of Red Cross and Red Crescent Societies

MAA00010 - Disaster Relief Emergency Fund

Annual Report 2010

Selected Parameters	
Reporting Timeframe	2010/01-2010/9998
Budget Timeframe	2010/01-2010/12
Appeal	MAA00010
Budget	APPEAL

All figures are in Swiss Francs (CHF)

## I. Consolidated Response to Appeal

	Disaster Management	Health and Social Services	National Society Development	Principles and Values	Coordination	TOTAL
<b>A. Appeal Target</b>	17,232,951					17,232,951
<b>B. Opening Balance</b>	5,163,369					5,163,369
<b>Income</b>						
<u>Cash contributions</u>						
<i>Andorran Red Cross</i>	2,589					2,589
<i>Australian Red Cross (from Australian Government)</i>	562,270					562,270
<i>Austrian Red Cross</i>	80,825					80,825
<i>Belgian Federal Government</i>	624,766					624,766
<i>Canadian Red Cross</i>	565,336					565,336
<i>Canadian Red Cross (from Canadian Government)</i>	1,146,167					1,146,167
<i>CWT Beheermaatschappij BV</i>	53,908					53,908
<i>Czech private donors</i>	169					169
<i>Danish Red Cross (from Danish Government)</i>	1,067,173					1,067,173
<i>DFID Partnership grant</i>	504,381					504,381
<i>European Commission - DG ECHO</i>	4,422,597					4,422,597
<i>Great Britain - Private Donors</i>	2,830					2,830
<i>Hilton worldwide</i>	4,716					4,716
<i>IFRC at the UN Inc (from Help us Help)</i>	5,948					5,948
<i>IFRC at the UN Inc (from Hewlett Packard Co. Foundation)</i>	17,713					17,713
<i>IFRC at the UN Inc (from Kraft Foods Foundation)</i>	37,651					37,651
<i>IFRC at the UN Inc (from Medtronic Foundation)</i>	-105,390					-105,390
<i>IFRC at the UN Inc (from Schering Plough)</i>	11					11
<i>IFRC at the UN Inc (from TPG Capital, L.P.)</i>	-1,729					-1,729
<i>IFRC at the UN Inc (from United States - Private Donors)</i>	25					25
<i>IFRC at the UN Inc (from Western Union Foundation)</i>	2,955					2,955
<i>Irish Government</i>	1,360,174					1,360,174
<i>Italian Government Bilateral Emergency Fund</i>	196,731					196,731
<i>Japanese Red Cross</i>	360,651					360,651
<i>Latvian Red Cross</i>	1,344					1,344
<i>Luxembourg Government</i>	144,509					144,509
<i>Luxembourg - Private Donors</i>	183					183
<i>Marriott International Inc.</i>	108					108
<i>Monaco Government</i>	73,335					73,335
<i>Netherlands Red Cross</i>	43,860					43,860
<i>Netherlands Red Cross (from Netherlands Red Cross Silent Emergency Fund)</i>	1,588,160					1,588,160
<i>Norwegian Red Cross (from Norwegian Government)</i>	3,146,021					3,146,021
<i>On Line donations</i>	21,839					21,839
<i>Spanish Government</i>	324,878					324,878
<i>Swedish Red Cross (from Swedish Government)</i>	218,166					218,166
<i>Unidentified donor</i>	37,000					37,000
<i>United States Government - PRM</i>	100,351					100,351
<i>United States - Private Donors</i>	421					421
<i>WIPO /OMPI staff</i>	802					802
<i>Z Zurich Foundation</i>	250,000					250,000
<b>C1. Cash contributions</b>	<b>16,863,442</b>					<b>16,863,442</b>
<u>Other Income</u>						
<i>Fundraising Fees</i>	-15,437					-15,437

# International Federation of Red Cross and Red Crescent Societies

MAA00010 - Disaster Relief Emergency Fund

Annual Report 2010

Selected Parameters	
Reporting Timeframe	2010/01-2010/9998
Budget Timeframe	2010/01-2010/12
Appeal	MAA00010
Budget	APPEAL

All figures are in Swiss Francs (CHF)

Interest Allocation to Programmes	8,214			8,214
C4. Other Income	-7,223			-7,223
C. Total Income = SUM(C1..C4)	16,856,220			16,856,220
D. Total Funding = B + C	22,019,589			22,019,589
DREF Coverage	98%			98%

## II. Balance of Funds

	Disaster Management	Health and Social Services	National Society Development	Principles and Values	Coordination	TOTAL
B. Opening Balance	5,163,369					5,163,369
C. Income	16,856,220					16,856,220
E. Expenditure	-200,523					-200,523
G. DREF allocations	-16,795,469					-16,795,469
F. Closing Balance = (B + C + E + G)	5,023,597					5,023,597

## III. Budget Analysis / Breakdown of Expenditure

Account Groups	Budget	Expenditure					TOTAL	Variance
		Disaster Management	Health and Social Services	National Society Development	Principles and Values	Coordination		
A		B					A - B	
<b>BUDGET (C)</b>		232,951					232,951	
<b>Personnel</b>								
International Staff	154,133	144,756				144,756	9,377	
Total Personnel	154,133	144,756				144,756	9,377	
<b>Consultants &amp; Professional Fees</b>								
Consultants	10,000	2,500				2,500	7,500	
Professional Fees	30,000	20,000				20,000	10,000	
Total Consultants & Professional Fees	40,000	22,500				22,500	17,500	
<b>Workshops &amp; Training</b>								
Workshops & Training	750						750	
Total Workshops & Training	750						750	
<b>General Expenditure</b>								
Travel	5,000	1,893				1,893	3,107	
Information & Public Relation	2,500	3,497				3,497	-997	
Office Costs		2,528				2,528	-2,528	
Communications	1,500	197				197	1,303	
Other General Expenses	1,250	2,690				2,690	-1,440	
Shared Support Services	13,600	10,200				10,200	3,400	
Total General Expenditure	23,850	21,005				21,005	2,845	
<b>Indirect Costs</b>								
Programme & Service Support	14,218	12,237				12,237	1,981	
Total Indirect Costs	14,218	12,237				12,237	1,981	
<b>Pledge Specific Costs</b>								
Reporting Fees		25				25	-25	
Total Pledge Specific Costs		25				25	-25	
<b>TOTAL EXPENDITURE (D)</b>	232,951	200,523				200,523	32,427	
<b>VARIANCE (C - D)</b>		32,427				32,427		

Selected Parameters	
Reporting Timeframe	2010/01-2010/9998
Budget Timeframe	2010/01-2010/12
Appeal	MAA00010
Budget	APPEAL

All figures are in Swiss Francs (CHF)

**IV. DREF allocations/reimbursements by Operations/Zone**

	% Rbt / Zone	Grant/Loan	Reimbursement	Balance
<b><u>PREVIOUS YEARS REIMBURSEMENTS</u></b>				
<i>Africa</i>	59.49 %	235,888	-1,347,269	-1,111,381
<i>Americas</i>	23.81 %	380,080	-539,188	-159,109
<i>Asia Pacific</i>	13.09 %	0	-296,408	-296,408
<i>Europe &amp; Central Asia</i>	2.90 %	0	-65,692	-65,692
<i>Middle East and North Africa</i>	0.72 %	0	-16,235	-16,235
Previous Years Reimbursements Total	100.00 %	615,968	-2,264,792	-1,648,824
	% Loan / Zone	Grant/Loan	Reimbursement	Balance
<b><u>EMERGENCY APPEALS 2010 - DREF LOANS</u></b>				
<i>Africa</i>	45.49 %	2,323,129	-1,006,940	1,316,189
<i>Americas</i>	25.25 %	1,289,614	-1,289,614	0
<i>Asia Pacific</i>	18.01 %	919,919	-719,919	200,000
<i>Europe &amp; Central Asia</i>	11.24 %	573,972	-300,000	273,972
Emergency Appeals 2010 Total	100.00 %	5,106,634	-3,316,473	1,790,161
	% Grant / Zone	Grant/Loan	Reimbursement	Balance
<b><u>DREF OPERATIONS 2010 - DREF GRANTS</u></b>				
<i>Africa</i>	42.95 %	7,497,124	-72,863	7,424,261
<i>Americas</i>	10.00 %	1,744,685	-144,135	1,600,550
<i>Asia Pacific</i>	20.93 %	3,652,354	-370,137	3,282,217
<i>Europe &amp; Central Asia</i>	21.42 %	3,739,061	-176,719	3,562,342
<i>Middle East and North Africa</i>	4.70 %	820,540	-35,778	784,762
DREF Operations 2010 Total	100.00 %	17,453,765	-799,633	16,654,132
DREF TOTAL		23,176,367	-6,380,898	16,795,469

International Federation of Red Cross and Red Crescent Societies

MAA00010 - Disaster Relief Emergency Fund

Annual Report 2010

Selected Parameters	
Reporting Timeframe	2010/01-2010/9998
Budget Timeframe	2010/01-2010/12
Appeal	MAA00010
Budget	APPEAL

All figures are in Swiss Francs (CHF)

V. DREF allocations by Appeal/Zone

Appeal Code	Appeal Name	Appeal Start Date	Appeal End Date	DREF Allocations	DREF Reimbursmt	TOTAL
<b>EA</b>	<b>MDR61004 West &amp; Central Africa - Polio Outbreak</b>	<b>20/03/2009</b>	<b>28/02/2010</b>	<b>0</b>	<b>-44,552</b>	<b>-44,552</b>
	MDR61006 West Africa Floods	04/09/2009	04/12/2009	0	-175	-175
<b>EA</b>	<b>MDR61007 West Africa - Population Movement</b>	<b>22/12/2010</b>	<b>31/12/2011</b>	<b>200,000</b>	<b>0</b>	<b>200,000</b>
<b>EA</b>	<b>MDR64005 East Africa - Polio Outbreak</b>	<b>07/04/2009</b>	<b>28/02/2010</b>	<b>235,888</b>	<b>-235,888</b>	<b>0</b>
<b>EA</b>	<b>MDR64006 East Africa - El Nino Preparedness</b>	<b>13/10/2009</b>	<b>31/12/2009</b>	<b>0</b>	<b>-6,109</b>	<b>-6,109</b>
	MDRAO003 Angola - Floods	06/03/2009	30/09/2009	0	-19,550	-19,550
	MDRAO004 Angola - Population Movement	28/10/2009	31/03/2010	0	-2,599	-2,599
	MDRBF009 Burkina Faso - Meningitis	02/03/2010	02/06/2010	172,928	-171	172,757
<b>EA</b>	<b>MDRBF010 Burkina Faso - Floods</b>	<b>09/08/2010</b>	<b>30/04/2011</b>	<b>270,984</b>	<b>0</b>	<b>270,984</b>
	MDRBI003 Burundi - Floods	08/10/2008	10/01/2009	0	-15	-15
	MDRBI004 Burundi - Cibitoke Floods	15/03/2010	15/06/2010	53,230	-308	52,922
	MDRBI005 Burundi - Election Preparedness	30/04/2010	01/08/2010	21,300	-9	21,291
	MDRBJ006 Benin - Floods	09/07/2009	30/11/2009	0	-262,549	-262,549
	MDRBJ007 Benin - Floods	15/10/2010	15/01/2011	183,673	0	183,673
	MDRBW001 Botswana - Floods	25/06/2009	31/10/2009	0	-18,678	-18,678
	MDRCD008 Dem Rep Congo - Cholera Outbreak	08/10/2009	08/02/2010	0	-630	-630
	MDRCF007 Central African Rep - Floods	16/08/2010	16/11/2010	145,252	0	145,252
	MDRCG005 Republic Congo - Population Movement	20/11/2009	23/05/2010	0	-73	-73
<b>EA</b>	<b>MDRCG006 Congo - Polio Outbreak</b>	<b>09/11/2010</b>	<b>31/05/2011</b>	<b>200,000</b>	<b>0</b>	<b>200,000</b>
	MDRCM007 Cameroon - Cholera	23/10/2009	23/01/2010	0	-147	-147
	MDRCM008 Cameroon - Measles	19/02/2010	19/05/2010	50,811	-379	50,432
	MDRCM009 Cameroon - Cholera Epidemic	10/06/2010	31/12/2010	381,154	0	381,154
	MDRCM010 Cameroon - Floods	05/08/2010	05/11/2010	153,062	0	153,062
	MDRCV001 Cape Verde - Dengue Epidemic	12/11/2009	12/02/2010	0	-2,110	-2,110
	MDRET006 Ethiopia - Acute Water Diarrhoea	31/08/2009	30/11/2009	0	-47	-47
<b>EA</b>	<b>MDRET007 Ethiopia - Drought</b>	<b>25/11/2009</b>	<b>31/01/2011</b>	<b>0</b>	<b>-50,000</b>	<b>-50,000</b>
	MDRET008 Ethiopia - Election Preparedness	14/05/2010	14/07/2010	33,015	-1,065	31,950
	MDRET009 Ethiopia - Seasonal Floods	22/09/2010	05/11/2010	300,000	-0	300,000
	MDRGA003 Gabon Violent wind in Mouila	28/04/2010	28/08/2010	78,480	-681	77,799
	MDRGA004 Gabon - Epidemic	16/06/2010	31/10/2010	153,013	0	153,013
	MDRGH001 Ghana - Floods	14/07/2009	14/11/2009	0	-26,440	-26,440
	MDRGH002 Ghana - Floods	30/06/2010	30/09/2010	134,948	0	134,948
	MDRGH003 Ghana - Floods	04/10/2010	04/01/2011	122,297	0	122,297
	MDRGM006 Gambia - Floods	13/09/2010	12/12/2010	287,261	0	287,261
	MDRGN003 Guinea - Floods	08/10/2010	08/01/2011	174,302	0	174,302
	MDRGQ001 Equatorial Guinea Fire	27/04/2010	27/07/2010	36,139	-1,334	34,805
<b>EA</b>	<b>MDRKE009 Kenya - Drought</b>	<b>17/09/2009</b>	<b>30/04/2011</b>	<b>0</b>	<b>-500,000</b>	<b>-500,000</b>
	MDRKE011 Kenya - Floods	05/01/2010	04/02/2010	432,589	-1,827	430,762
	MDRKE013 Kenya - Population Movement	04/11/2010	04/02/2011	253,952	0	253,952
	MDRMG005 Madagascar - Chikungunya Outbreak	22/02/2010	22/06/2010	34,879	-1,634	33,245
	MDRMG006 Madagascar - Cyclone Hubert	23/03/2010	23/07/2010	280,171	-14,339	265,832
	MDRML005 Mali - Floods	30/09/2010	31/12/2010	253,865	0	253,865
	MDRMR003 Mauritania Floods 2010	08/09/2010	08/12/2010	157,253	0	157,253
	MDRMW003 Malawi - Population Movement	13/06/2008	31/07/2008	0	-3	-3
	MDRMW005 Malawi - Earthquake	14/12/2009	31/03/2010	0	-129,969	-129,969

International Federation of Red Cross and Red Crescent Societies

MAA00010 - Disaster Relief Emergency Fund

Annual Report 2010

Selected Parameters	
Reporting Timeframe	2010/01-2010/9998
Budget Timeframe	2010/01-2010/12
Appeal	MAA00010
Budget	APPEAL

All figures are in Swiss Francs (CHF)

V. DREF allocations by Appeal/Zone

Appeal Code	Appeal Name	Appeal Start Date	Appeal End Date	DREF Allocations	DREF Reimbursmt	TOTAL
	<i>MDRMW006 Malawi - Measles Epidemic</i>	<i>18/06/2010</i>	<i>18/08/2010</i>	<i>125,701</i>	<i>0</i>	<i>125,701</i>
	<i>MDRMZ006 Mozambique - Floods</i>	<i>12/03/2010</i>	<i>12/06/2010</i>	<i>282,067</i>	<i>-33,715</i>	<i>248,352</i>
	<i>MDRMZ007 Mozambique: Cholera 2010</i>	<i>07/04/2010</i>	<i>07/07/2010</i>	<i>121,525</i>	<i>-3,781</i>	<i>117,744</i>
	<i>MDRNA005 Namibia Floods</i>	<i>13/04/2010</i>	<i>13/07/2010</i>	<i>156,697</i>	<i>-236</i>	<i>156,461</i>
EA	<i>MDRNE005 Niger - Food Insecurity</i>	<i>22/02/2010</i>	<i>31/03/2011</i>	<i>229,000</i>	<i>-229,000</i>	<i>0</i>
	<i>MDRNE006 Niger - Floods</i>	<i>10/08/2010</i>	<i>31/01/2011</i>	<i>242,119</i>	<i>0</i>	<i>242,119</i>
	<i>MDRNG008 Nigeria - Floods</i>	<i>07/10/2010</i>	<i>07/01/2011</i>	<i>301,288</i>	<i>0</i>	<i>301,288</i>
	<i>MDRRW006 Rwanda - Landslide</i>	<i>08/04/2010</i>	<i>08/07/2010</i>	<i>177,163</i>	<i>-3,013</i>	<i>174,150</i>
EA	<i>MDRSD007 Sudan - Khartoum State Floods</i>	<i>02/09/2009</i>	<i>17/02/2010</i>	<i>0</i>	<i>-18</i>	<i>-18</i>
	<i>MDRSD008 Sudan - Preparedness for Civil Unrest</i>	<i>05/03/2010</i>	<i>15/05/2010</i>	<i>500,000</i>	<i>-248</i>	<i>499,752</i>
EA	<i>MDRSD009 Sudan - Floods</i>	<i>27/08/2010</i>	<i>31/03/2011</i>	<i>346,945</i>	<i>0</i>	<i>346,945</i>
EA	<i>MDRSD010 Sudan - Preparedness for Civil Unrest</i>	<i>08/11/2010</i>	<i>30/06/2011</i>	<i>200,000</i>	<i>-200,000</i>	<i>0</i>
	<i>MDRSN003 Senegal - Floods</i>	<i>20/08/2010</i>	<i>20/11/2010</i>	<i>180,396</i>	<i>0</i>	<i>180,396</i>
	<i>MDRSN004 Senegal - Floods</i>	<i>01/11/2010</i>	<i>28/02/2011</i>	<i>147,854</i>	<i>0</i>	<i>147,854</i>
	<i>MDRTD003 Chad - Floods</i>	<i>04/09/2009</i>	<i>04/12/2009</i>	<i>0</i>	<i>-183</i>	<i>-183</i>
EA	<i>MDRTD004 Chad - Food Crisis</i>	<i>12/03/2010</i>	<i>31/12/2010</i>	<i>251,862</i>	<i>-251,862</i>	<i>0</i>
EA	<i>MDRTD005 Chad - Floods</i>	<i>30/09/2010</i>	<i>31/03/2011</i>	<i>298,260</i>	<i>0</i>	<i>298,260</i>
	<i>MDRTG003 Togo - Floods</i>	<i>27/10/2010</i>	<i>27/01/2011</i>	<i>244,001</i>	<i>0</i>	<i>244,001</i>
EA	<i>MDRTZ010 Tanzania - Floods</i>	<i>04/01/2010</i>	<i>31/12/2010</i>	<i>326,078</i>	<i>-326,078</i>	<i>0</i>
	<i>MDRUG015 Uganda - Floods and Landlides</i>	<i>04/03/2010</i>	<i>15/04/2010</i>	<i>256,963</i>	<i>-3,286</i>	<i>253,677</i>
	<i>MDRUG016 Uganda - Cholera</i>	<i>08/05/2010</i>	<i>08/07/2010</i>	<i>178,676</i>	<i>-6,837</i>	<i>171,839</i>
	<i>MDRUG017 Uganda - Bomb Blast</i>	<i>16/07/2010</i>	<i>16/08/2010</i>	<i>112,097</i>	<i>-0</i>	<i>112,097</i>
	<i>MDRUG018 Uganda - Polio outbreak</i>	<i>04/11/2010</i>	<i>04/02/2011</i>	<i>166,628</i>	<i>0</i>	<i>166,628</i>
	<i>MDRZA003 South Africa - Rift Valley Fever</i>	<i>23/04/2010</i>	<i>23/07/2010</i>	<i>41,159</i>	<i>0</i>	<i>41,159</i>
	<i>MDRZA004 South Africa - Urban Violence</i>	<i>16/07/2010</i>	<i>16/10/2010</i>	<i>213,905</i>	<i>0</i>	<i>213,905</i>
	<i>MDRZM005 Zambia - Cholera</i>	<i>19/01/2009</i>	<i>31/03/2009</i>	<i>0</i>	<i>-2,363</i>	<i>-2,363</i>
	<i>MDRZM006 Zambia - Floods</i>	<i>25/03/2009</i>	<i>15/05/2009</i>	<i>0</i>	<i>-45,172</i>	<i>-45,172</i>
	<i>MDRZM007 Zambia - Floods</i>	<i>26/02/2010</i>	<i>12/07/2010</i>	<i>155,311</i>	<i>0</i>	<i>155,311</i>
<b>Africa Total</b>				<b>10,056,141</b>	<b>-2,427,072</b>	<b>7,629,069</b>

Americas

EA	<i>M04EA024 Colombia: Floods</i>	<i>05/11/2004</i>	<i>04/07/2005</i>	<i>0</i>	<i>-2,809</i>	<i>-2,809</i>
EA	<i>MDR43004 Central America Floods</i>	<i>20/10/2008</i>	<i>30/07/2009</i>	<i>0</i>	<i>-6,395</i>	<i>-6,395</i>
EA	<i>MDR43005 Costa Rica and Panama - Floods</i>	<i>12/09/2008</i>	<i>30/04/2010</i>	<i>380,080</i>	<i>-380,500</i>	<i>-420</i>
	<i>MDR43006 Central America - Tropical Storm Matthew</i>	<i>27/09/2010</i>	<i>27/12/2010</i>	<i>20,000</i>	<i>-1,683</i>	<i>18,317</i>
	<i>MDR49005 Caribbean - Drought</i>	<i>18/02/2010</i>	<i>31/03/2010</i>	<i>23,986</i>	<i>-554</i>	<i>23,432</i>
EA	<i>MDR49006 Caribbean - Tropical Storm Tomas</i>	<i>02/11/2010</i>	<i>31/05/2011</i>	<i>51,653</i>	<i>-51,653</i>	<i>0</i>
EA	<i>MDR49007 Haiti &amp; Dominican Rep - Cholera Outbreak</i>	<i>27/10/2010</i>	<i>30/11/2011</i>	<i>78,852</i>	<i>-78,852</i>	<i>0</i>
	<i>MDRAG002 Antigua &amp; Barbuda - Hurricane Earl</i>	<i>06/09/2010</i>	<i>05/12/2010</i>	<i>51,127</i>	<i>0</i>	<i>51,127</i>
	<i>MDRAR006 Argentina - Floods</i>	<i>02/12/2009</i>	<i>02/03/2010</i>	<i>0</i>	<i>-19,165</i>	<i>-19,165</i>
	<i>MDRBO005 Bolivia - Floods</i>	<i>11/02/2010</i>	<i>11/05/2010</i>	<i>146,723</i>	<i>-707</i>	<i>146,016</i>
	<i>MDRBR005 Brazil - Floods</i>	<i>09/04/2010</i>	<i>19/07/2010</i>	<i>182,240</i>	<i>-30,660</i>	<i>151,580</i>
	<i>MDRBZ002 Belize - Hurricane Richard</i>	<i>05/11/2010</i>	<i>05/02/2011</i>	<i>53,996</i>	<i>0</i>	<i>53,996</i>

**International Federation of Red Cross and Red Crescent Societies**

MAA00010 - Disaster Relief Emergency Fund

Annual Report 2010

Selected Parameters	
Reporting Timeframe	2010/01-2010/9998
Budget Timeframe	2010/01-2010/12
Appeal	MAA00010
Budget	APPEAL

All figures are in Swiss Francs (CHF)

**V. DREF allocations by Appeal/Zone**

Appeal Code	Appeal Name	Appeal Start Date	Appeal End Date	DREF Allocations	DREF Reimbursmt	TOTAL
<b>Americas</b>						
EA	MDRCL006 Chile - Earthquake	27/02/2010	02/03/2013	300,000	-300,000	0
	MDRCC007 Colombia - Floods	11/08/2010	13/11/2010	68,288	0	68,288
EA	MDRCC008 Colombia - Floods	26/11/2010	31/05/2011	25,000	-25,000	0
	MDRCR006 Costa Rica - Assessment of Floods	05/11/2010	05/02/2011	27,482	0	27,482
	MDRCR007 Costa Rica - Floods	06/12/2010	06/03/2011	92,709	0	92,709
	MDRDO002 Dominican Republic - Cholera Outbreak	27/10/2010	03/11/2010	0	0	0
	MDREC004 Ecuador: Floods	20/04/2010	20/07/2010	59,583	-3,561	56,022
	MDRGT001 Guatemala - Food Insecurity	11/09/2009	11/12/2009	0	-4,854	-4,854
EA	MDRGT002 Guatemala - Tropical Storm Agatha	01/06/2010	31/05/2011	171,546	-171,546	0
	MDRHN002 Honduras - Civil Unrest	08/09/2009	11/12/2009	0	-21,651	-21,651
	MDRHN003 Honduras - Tropical Storm	01/06/2010	31/08/2010	93,706	-16,790	76,916
	MDRHN004 Honduras - Dengue Outbreak	02/07/2010	02/10/2010	34,505	-1,664	32,841
	MDRHT006 Haiti - Floods	25/09/2009	25/10/2009	0	-10,250	-10,250
	MDRHT007 Haiti - Floods	06/11/2009	06/02/2010	0	-23,590	-23,590
EA	MDRHT008 Haiti - Earthquake	13/01/2010	31/12/2012	500,000	-500,000	0
	MDRJM002 Jamaica - Tropical Storm Nicole	11/10/2010	11/01/2011	150,644	0	150,644
	MDRLC001 Saint Lucia - Floods	15/10/2010	15/01/2011	42,068	0	42,068
	MDRMX003 Mexico - Hurricane Jimena	15/09/2009	15/12/2009	0	-38,461	-38,461
	MDRMX004 Mexico - Dengue Outbreak	25/11/2009	25/02/2010	0	-9,534	-9,534
	MDRNI001 Nicaragua - Floods	11/11/2009	11/02/2010	0	-126	-126
	MDRNI002 Nicaragua - Tropical Storm	01/06/2010	31/08/2010	36,248	-8,878	27,370
	MDRNI003 Nicaragua-Floods	17/09/2010	17/12/2010	242,122	0	242,122
	MDRPA005 Panama - Floods	25/11/2009	25/02/2010	0	-7,567	-7,567
	MDRPA006 Panama - Floods	02/07/2010	02/10/2010	38,171	-6,468	31,703
EA	MDRPA007 Panama - Floods	10/11/2010	30/06/2011	162,563	-162,563	0
	MDRPE004 Peru - Floods	01/02/2010	30/04/2010	291,902	-62,037	229,865
	MDRPY008 Paraguay - Floods	05/11/2009	03/02/2010	0	-14,284	-14,284
	MDRSV003 El Salvador - Floods	01/06/2010	31/08/2010	89,185	-11,132	78,053
<b>Americas Total</b>				<b>3,414,379</b>	<b>-1,972,937</b>	<b>1,441,441</b>

**Asia Pacific**

EA	MDRBD004 Bangladesh - Cyclone Aila	02/06/2009	31/03/2010	0	-111,495	-111,495
	MDRBD005 Bangladesh - Cold Wave	21/01/2010	21/03/2010	219,317	-18,327	200,990
	MDRBD006 Bangladesh: Tropical Storm	20/04/2010	19/08/2010	267,129	-15,876	251,253
	MDRBD007 Bangladesh - Landslides	22/06/2010	22/09/2010	125,874	-16,196	109,678
	MDRCK001 Cook Islands - Dengue Outbreak	21/05/2009	21/09/2009	0	-4,282	-4,282
	MDRCK002 Cook Islands - Tropical Cyclone Pat	12/02/2010	12/05/2010	150,000	-26	149,974
	MDRCN004 China - Floods	12/08/2010	11/11/2010	493,628	0	493,628
	MDRID005 Indonesia - Sinabung Volcano Eruption	03/09/2010	30/11/2010	143,243	0	143,243
	MDRIN004 India - Floods	07/10/2009	06/12/2009	0	-30,088	-30,088
	MDRIN005 India - Flash Floods in Leh	10/08/2010	10/12/2010	54,543	0	54,543
	MDRIN006 India - Floods	29/09/2010	31/03/2011	358,313	0	358,313
	MDRKH002 Cambodia - Typhoon Ketsana	03/10/2009	31/12/2009	0	-38	-38

International Federation of Red Cross and Red Crescent Societies

MAA00010 - Disaster Relief Emergency Fund

Annual Report 2010

Selected Parameters	
Reporting Timeframe	2010/01-2010/9998
Budget Timeframe	2010/01-2010/12
Appeal	MAA00010
Budget	APPEAL

All figures are in Swiss Francs (CHF)

V. DREF allocations by Appeal/Zone

Appeal Code	Appeal Name	Appeal Start Date	Appeal End Date	DREF Allocations	DREF Reimbursmt	TOTAL
<b>Asia Pacific</b>						
	MDRKP002 Dem Rep Korea - Floods	27/08/2010	28/02/2011	378,714	0	378,714
	MDRLK001 Sri Lanka - Dengue Outbreak	02/09/2009	30/04/2010	0	-6,397	-6,397
	MDRMM003 Myanmar - Tropical Cyclone	28/10/2010	31/01/2011	250,000	0	250,000
	MDRMN002 Mongolia - Floods	20/07/2009	20/12/2009	0	-1,696	-1,696
	MDRMN003 Mongolia - Cold Waves	15/01/2010	18/06/2010	400,000	-37,411	362,589
EA	MDRMN004 Mongolia - Severe Winter	29/03/2010	31/10/2010	100,000	-100,000	0
	MDRNP003 Nepal - Floods & Landslides	19/10/2009	19/04/2010	0	-30,127	-30,127
EA	MDRNP004 Nepal Potential Diarrhoea Outbreak	11/05/2010	13/02/2011	200,000	0	200,000
	MDRPG004 Papua New Guinea - Cholera, dysentery and	06/09/2009	31/05/2010	0	-112,284	-112,284
EA	MDRPH006 Philippines - Typhoon Megi	22/10/2010	26/10/2011	214,855	-214,855	0
	MDRPK004 Pakistan - Hunza Landslides and Floods	04/06/2010	04/09/2010	187,128	-110,743	76,385
	MDRPK005 Pakistan - Cyclone Phet and Floods	07/06/2010	25/06/2010	192,872	-145,347	47,525
EA	MDRPK006 Pakistan - Monsoon Floods	30/07/2010	02/08/2012	250,000	-250,000	0
	MDRSB002 Solomon Island - Tropical Cyclone Ului	22/03/2010	22/06/2010	74,976	-26,210	48,766
	MDRTH001 Thailand - Monsoon Floods	27/10/2010	27/12/2010	356,617	0	356,617
EA	MDRVN007 Vietnam - Floods	08/10/2010	30/04/2011	155,064	-155,064	0
Asia Pacific Total				4,572,273	-1,386,464	3,185,810

Europe & Central Asia

	MDRAL002 Albania - Floods	08/01/2010	08/05/2010	302,500	-7,069	295,431
	MDRAL003 Albania - Floods	06/12/2010	06/03/2011	204,031	0	204,031
	MDRAZ002 Azerbaijan - Floods	18/05/2010	18/09/2010	171,321	0	171,321
	MDRBA005 Bosnia and Herzegovina - Floods	06/07/2010	07/11/2010	230,519	-41,758	188,761
	MDRBA006 Bosnia & Herzegovina - Floods	13/12/2010	13/03/2011	218,932	0	218,932
	MDRCZ001 Czech Republic - Floods	03/07/2009	03/11/2009	0	-47,752	-47,752
	MDRKG005 Kyrgyzstan - Mudslides	08/06/2010	08/10/2010	100,044	-9,232	90,812
	MDRKG006 Kyrgyzstan - Polio	11/06/2010	11/09/2010	81,579	-3,549	78,030
EA	MDRKG007 Kyrgyzstan - Civil Unrest	17/06/2010	31/05/2011	171,625	0	171,625
	MDRKV003 Kosovo - Floods	08/12/2010	08/03/2011	102,753	0	102,753
	MDRKZ003 Kazakhstan Floods	18/03/2010	16/06/2010	134,552	0	134,552
	MDRMD003 Moldova - Floods	12/07/2010	15/10/2010	188,100	-4,608	183,492
	MDRME002 Montenegro - Floods	12/01/2010	12/04/2010	83,930	-4,801	79,129
	MDRME003 Montenegro - Floods	15/11/2010	15/02/2011	50,255	0	50,255
	MDRME004 Montenegro	07/12/2010	07/03/2011	111,031	0	111,031
	MDRRO002 Romania - Floods	06/07/2010	07/11/2010	178,494	0	178,494
	MDRRS002 Serbia - Floods	16/11/2009	16/02/2010	0	-9,549	-9,549
	MDRRS003 Serbia: Floods	04/03/2010	31/08/2010	286,219	-97,800	188,419
EA	MDRRS004 Serbia - Earthquake	09/11/2010	31/05/2011	102,347	0	102,347
	MDRRS005 Serbia - Floods	08/12/2010	08/03/2011	59,800	0	59,800
	MDRRU004 Russia - Explosion Hydropower Station	21/08/2009	21/12/2009	0	-68	-68
	MDRRU005 Russia - Fire	08/12/2009	09/06/2010	0	-5,019	-5,019
	MDRRU006 Russia - Volgograd Floods	10/04/2010	31/07/2010	76,059	-63	75,996
	MDRRU007 Russia - Mine Blast	17/05/2010	17/11/2010	29,348	-1,469	27,879

**International Federation of Red Cross and Red Crescent Societies**

MAA00010 - Disaster Relief Emergency Fund

Annual Report 2010

Selected Parameters	
Reporting Timeframe	2010/01-2010/9998
Budget Timeframe	2010/01-2010/12
Appeal	MAA00010
Budget	APPEAL

All figures are in Swiss Francs (CHF)

**V. DREF allocations by Appeal/Zone**

Appeal Code	Appeal Name	Appeal Start Date	Appeal End Date	DREF Allocations	DREF Reimbursmt	TOTAL	
<b>Europe &amp; Central Asia</b>							
MDRRU008	Russia - Wild Fires	11/08/2010	11/12/2010	111,772	0	111,772	
MDRRU009	Russia - Floods	22/10/2010	22/02/2011	88,725	0	88,725	
MDRTJ007	Tajikistan - Earthquake	05/01/2010	05/05/2010	132,022	-36	131,986	
MDRTJ008	Tajikistan Floods	15/04/2010	15/08/2010	107,849	0	107,849	
MDRTJ009	Tajikistan - Poliomyelitis	28/04/2010	30/11/2010	260,221	0	260,221	
MDRTJ010	Tajikistan - Floods	10/05/2010	09/09/2010	184,879	0	184,879	
MDRTR001	Turkey - Floods	14/09/2009	14/12/2009	0	-3,304	-3,304	
MDRUA005	Ukraine - Floods	12/07/2010	12/10/2010	244,126	-6,336	237,790	
EA	MDRUZ002	Uzbekistan - Population Movement	15/06/2010	31/12/2010	300,000	-300,000	0
Europe & Central Asia Total				4,313,033	-542,412	3,770,622	
<b>Middle East and North Africa</b>							
MDREG009	Egypt - Floods	21/01/2010	21/04/2010	257,914	-12,890	245,024	
MDRLB001	Lebanon - Internal Disturbance	14/05/2008	31/07/2008	0	-16,177	-16,177	
MDRLB002	Lebanon - Plane Crash	02/02/2010	02/05/2010	23,701	-1	23,700	
MDRMA002	Morocco - Flash Floods	05/01/2010	31/03/2010	75,652	-99	75,553	
MDRMA003	Morocco - Floods	16/03/2010	30/06/2010	200,000	-21,541	178,459	
MDRMA004	Morocco - Floods	06/12/2010	06/06/2011	195,002	0	195,002	
MDRPS004	Palestine - Floods	27/01/2010	27/04/2010	68,271	-1,248	67,023	
MDRTN003	Tunisia - Floods	26/09/2009	31/03/2010	0	-57	-57	
Middle East and North Africa Total				820,540	-52,013	768,527	
DREF Total				23,176,367	-6,380,898	16,795,469	